

Moray Alcohol and Drug Partnership

Quarter 1 2017/18

Author: Suzanne Wilson

Last Updated:



Contents

1 Introduction	Page 3
2 Health; People are healthier and experience fewer risks as a result of alcohol or drug use	Page
3 Prevalence; Fewer adults and children are drinking or using drugs at levels or patterns that are damaging to themselves or others	Page
4 Recovery; Individuals are improving their health, well-being and life chances by recovering from problematic drug and alcohol use	Page
5 Families; Children & family members of people misusing alcohol and drugs are safe, well supported and have improved life chances	Page
6 Community Safety; Communities and individuals live their lives safe from alcohol and drug related offending and ASB	Page
Figure 1: Serious Assaults inv Alcohol Figure 2: Common Assaults inv Alcohol Figure 3: Rowdy Behaviour inv Alcohol	
7 Local Environment; People live in positive, health promoting local environments where alcohol and drugs are less readily available	Page
Table 1: Discarded Needles Figure 4: Discarded Needles 2016/17 & 2017/18	
8 Services; Alcohol and drugs prevention, treatment and support services are high quality, continually improving, efficient, evidence based and responsive, ensuring people move through treatment into sustained recovery	Page
9 Quarter 1 2017/18; Service User Analysis	Page
Figure 5: Age Group/Gender Figure 6: Source of Referral Figure 7: Substance Misused Figure 8: Accommodation Figure 9: Triggers for Substance Misuse	
10 Quarter 1 2017/18; Outcome Star Reviews	Page
Figure 10: Quarter 1 2017/18 – Reviews where change was required	
Appendix 1 - Outcome Star Reviews (last 5 quarters)	

1 Introduction

This report follows the objectives of the Moray ADP Delivery Plan 2015-2018. It will focus on local milestones due to be reported on a quarterly basis however additional information has been included for some annual milestones where required. Section 9 covers the current caseload of Alcohol & Drug Services in Moray and should allow for any significant trends or emerging issues to be identified.

Data used within this report has been collated from a variety of sources including; the three main support services in Moray (via the Drug & Alcohol Assessment Form), Outcome Star reviews, Scottish Drug Misuse Database (SDMD), NHS, Police Scotland and Scottish Fire & Rescue Services.

The Moray ADP Delivery Plan and associated actions are currently under review with a new plan expected to be in place for the period 2018-2021 by April 2018.

2 Health; People are healthier and experience fewer risks as a result of alcohol or drug use

Milestone	Q1 2017/18	Q1 2017/18	Q1 2017/18	Q1 2017/18	Comment
Increase the number of Naloxone Training Sessions delivered in Moray by 5%					
Decrease the number of times Naloxone has been administered by Scottish Ambulance Service users in Moray					
Decrease the percentage of Accidental Dwelling Fires where substance misuse was a contributory factor					
Increase the number of clients reporting an increase in healthy relationships					See Section 9; Quarter 1 2017/18 - Outcome Star Reviews and Appendix 1
Increase the number of clients reporting improved mental health					See Section 9; Quarter 1 2017/18 - Outcome Star Reviews and Appendix 1

3 Prevalence; Fewer adults and children are drinking or using drugs at levels or patterns that are damaging to themselves or others

All milestones within the Prevalence objective of the 2015-2018 MADP Delivery Plan are reported on an annual basis.

4 Recovery; Individuals are improving their health, well-being and life chances by recovering from problematic drug and alcohol use

Milestone	Q1 2017/18	Q1 2017/18	Q1 2017/18	Q1 2017/18	Comment
Reduction in the number of drug and alcohol service clients who are homeless or identified as homeless					See Section 9; Quarter 1 2017/18 - Outcome Star Reviews and Appendix 1
Increase the number of active mutual aid groups in Moray					
Increase the percentage of Service Users who reported progress at 3,6 and 12 months					See Section 9; Quarter 1 2017/18 - Outcome Star Reviews and Appendix 1
Increase the number of Active Recovery Champions in Moray					
Increase the number of clients reporting an increase in improved social networks					See Section 9; Quarter 1 2017/18 - Outcome Star Reviews and Appendix 1

5 Families; Children & family members of people misusing alcohol and drugs are safe, well supported and have improved life chances

Milestone	Q1 2017/18	Q1 2017/18	Q1 2017/18	Q1 2017/18	Comment
Increase the number of contacts with Scottish Families with Scottish Families affected by drugs helpline					
Decrease the number of Domestic Abuse cases and number where the perpetrator was under the influence of alcohol or drugs					
Decrease the number of children in the Child Protection Register where Substance misuse was a factor					
Decrease the percentage of Children referred to the Children's Reporter for having misused alcohol or drugs					
Increase the number of families reporting that they have a drug and alcohol problem and are offered support through pregnancy					

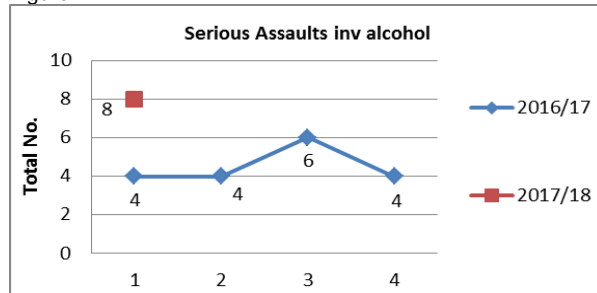
Increase the number of families reporting that they have a drug and alcohol problem are offered support through the early years of parenthood					
Increase the number of family members offered an intervention as a carer (Including Significant Others)					

6 Community Safety; Communities and individuals live their lives safe from alcohol and drug related offending and ASB

Milestone	Q1 2017/18	Q1 2017/18	Q1 2017/18	Q1 2017/18	Comment
Reduction in the number of cases of vandalism (or malicious mischief), breach of the peace, assault, or antisocial behaviour					
Increase the number of Community Payback Orders issued where alcohol and drug treatment required and proportion that are successfully completed.					
Decrease the number of Drink/Drug Driving offences	37				
Decrease the number of drinking in a designated place charges					
Increase the co-ordination implementation and evaluation of Drug Testing and Treatment Orders					
Co-ordination, implementation and evaluation of Anti-Social Behaviour Orders					
Increase the number of drink driving programmes and campaigns carried out by Roads Policing in Moray					
Increase in the number of recorded controlled drugs supply charges in comparison to established baseline by 5%	17				
Increase in the number of recorded controlled drugs possession charges in comparison to established baseline by 5 %	99				

The Community Safety Hub Monthly Tasking & Co-ordinating meeting covers performance information for the main objectives of the Community Safety Strategy, this includes the Community Safety offences involving alcohol noted below;

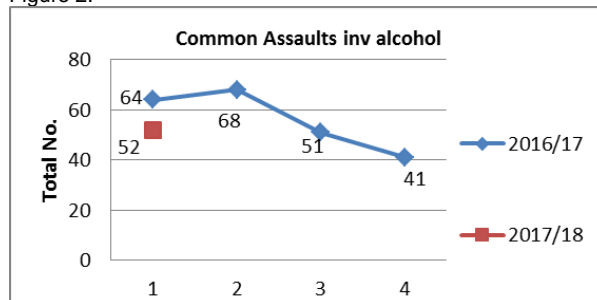
Figure 1:



2014/15 – Total 16
2015/16 – Total 17
2016/17 – Total 18
2017/18 – Total 8

Proportion of Serious Assaults involving Alcohol/Drugs:
2014/15 – 53%
2015/16 – 39%
2016/17 – 40%
2017/18 – 57%

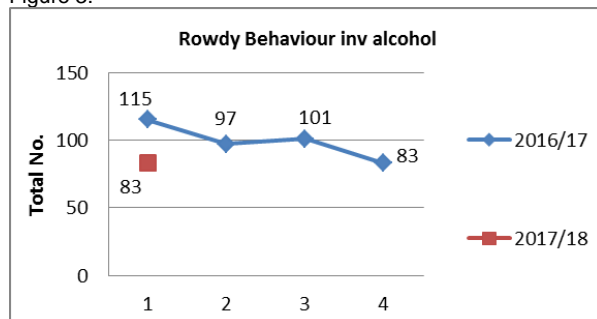
Figure 2:



2014/15 – Total 283
2015/16 – Total 232
2016/17 – Total 224
2017/18 – Total 52

Proportion of Common Assaults involving Alcohol/Drugs:
2014/15 – 30%
2015/16 – 23%
2016/17 – 21%
2017/18 – 34%

Figure 3:



2014/15 – Total 282
2015/16 – Total 324
2016/17 – Total 396
2017/18 – Total 83

Proportion of Rowdy Behaviour involving Alcohol/Drugs:
2014/15 – 47%
2015/16 – 45%
2016/17 – 46%
2017/18 – 42%

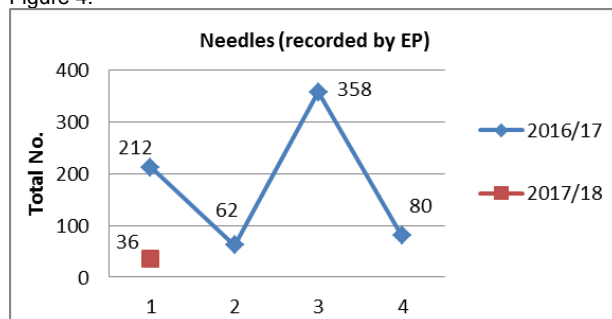
7 Local Environment; People live in positive, health promoting local environments where alcohol and drugs are less readily available

Milestone	Q1 2017/18	Q1 2017/18	Q1 2017/18	Q1 2017/18	Comment
Reduction in the number of needles found by Lands and Parks in Moray	36				Discarded needle data is currently collated by Environmental Protection and includes needles found by several depts (not just Lands & Parks). Figures are monitored via the monthly Community Safety Hub meeting. Areas where needles have been found (and the quantity) are noted in table 1. Compared to quarter 1 2016/17, there has been a significant decrease in the number being recovered however it should be noted that accurate recording relies on EP staff noting details correctly.
Increase the number of needles exchanged in Moray					

Table 1:

Date	Month	Dept	Town/Road	Location	Total Found
17/04/2017	April	Lands & Parks	Elgin	Grant Lodge	3
25/04/2017	April	Collection	Elgin	Duffus Road	8
03/05/2017	May	Collection	Elgin	Outside County buildings (TMC??)	4
04/05/2017	May	Collection	Elgin	Elgin High School	2
04/05/2017	May	Collection	Elgin	Bus Station	1
25/05/2017	May	DLO	Forres	Castlehill Road	1
25/05/2017	May	Collection	Elgin	Various TBC	15
29/05/2017	May	Housing	Portgordon	5 Crown Terrace	1
16/06/2017	June	Roads	Forres	Tolbooth Street	1

Figure 4:



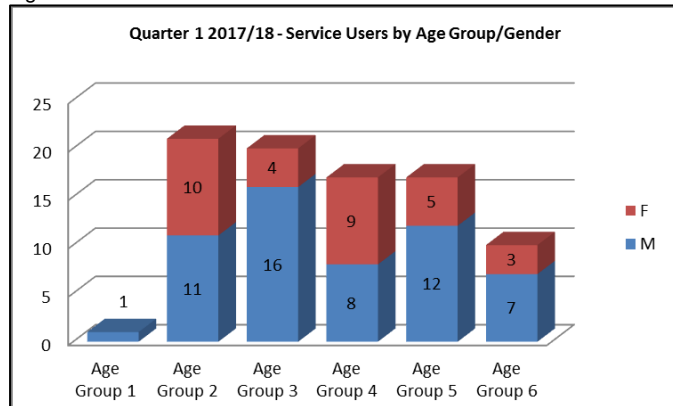
2016/17 – Total 712
2017/18 – Total 36

8 Services; Alcohol and drugs prevention, treatment and support services are high quality, continually improving, efficient, evidence based and responsive, ensuring people move through treatment into sustained recovery

Milestone	Q1 2017/18	Q1 2017/18	Q1 2017/18	Q1 2017/18	Comment
Reduce the number of people waiting more than three weeks between referral to a specialist drug and alcohol service and commencement of treatment	1				From the Waiting Times report on the Scottish Drug Misuse Database, a total of 113 users received their first treatment during quarter 1 2017/18. 112 (99%) received treatment within 3 weeks with only 1 client waiting more than 3 weeks.
Number of treatments drug and alcohol service clients receive at 3 month and 12 month follow-up (and annually after that)					
Demographic breakdown of service users in Moray by Sex, Postcode, Age and Ethnicity					See section 9 below for breakdown of Gender/Age of service users.
Breakdown of service users in Moray by type of substance misused e.g. alcohol, illegal drugs or legal drugs					See section 9 below for breakdown of substance misused (drugs, alcohol or both)
Number of clients in specialist services in Moray	463				Figure obtained via SDMD Waiting Times (Active Clients) report
Reduce the number of unplanned discharges from the Recovery Orientated System of Care in Moray by 10% by 2018	52				Figure obtained via SDMD Waiting Times (Number of Removals – Unplanned Discharges) report
Increase the number of planned discharges from the Recovery Orientated System of Care who are free from problematic alcohol or other drug use by 10% by 2018	43				Figure obtained via SDMD Waiting Times (Number of Removals – Planned Discharges) report. 39 – planned discharge (received required support) 4 – planned discharges (referred to other service)

9 Quarter 1 2017/18; Services User Analysis

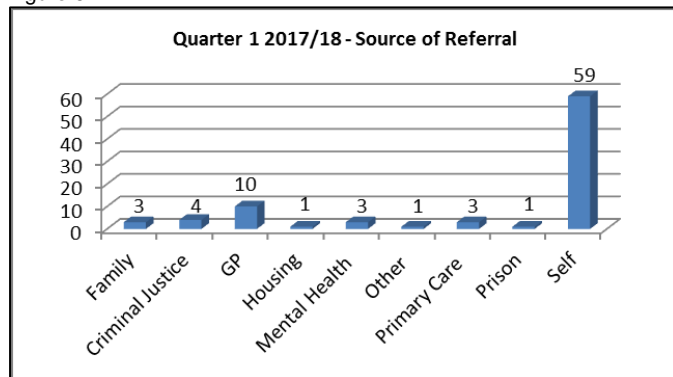
Figure 5:



- During quarter 1 2017/18, 86 people are recorded as having a first assessment with Moray Alcohol & Drug Services; 55 (64%) were male with 31 (36%) female.
- Only 1 service user was aged 17 & under.

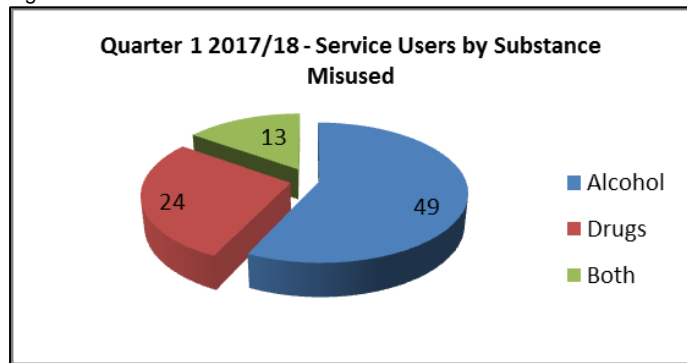
Age Group	Age Range
1	17 & under
2	18-30
3	31-40
4	41-50
5	51-60
6	61 +

Figure 6:



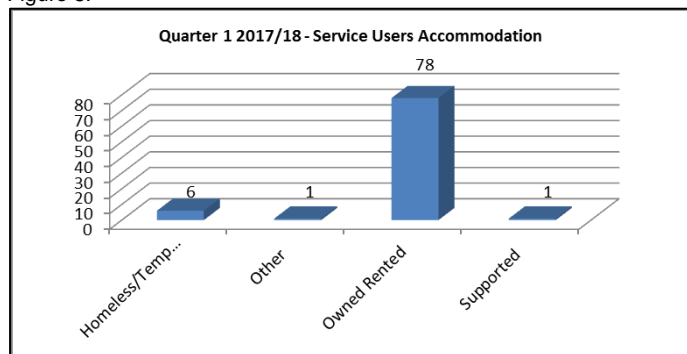
- The majority of those undertaking a first assessment in quarter 1 (69%), self-referred to the service. 19% were referred via other health services (GP, Mental Health, Primary Care).

Figure 7:



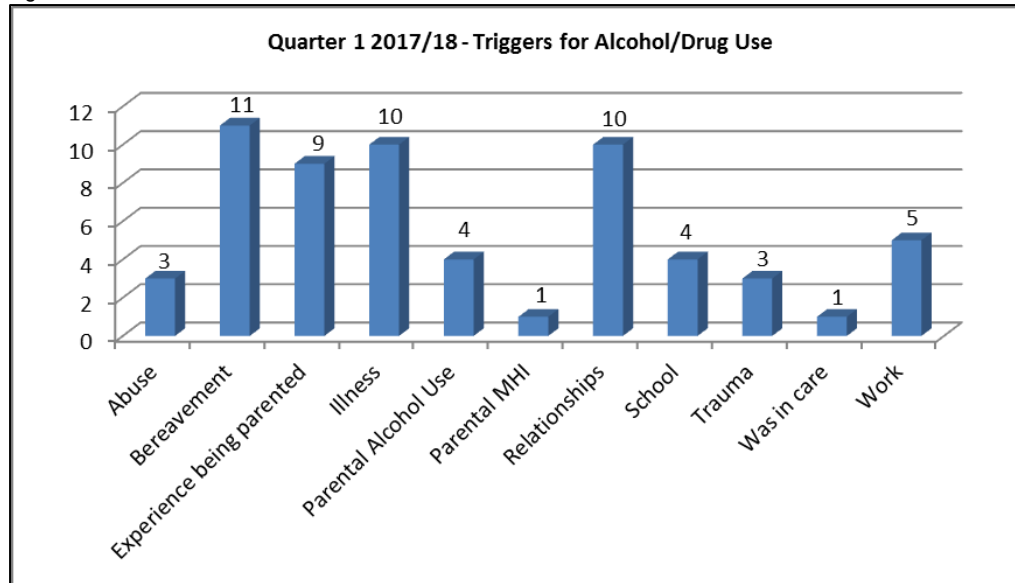
- 49 new service users (57%) stated they misused alcohol, with 24 (28%) stating they misused drugs. 13 (15%) stated they had problems with both alcohol and drugs.
- Of the 62 clients stating they misused alcohol, most drank 'spirits' with 12 stating they drank to excess on a daily basis.
- Of the 37 clients misusing drugs, 17 were noted as cannabis users while 12 stated heroin as their main drug. 10 of those using cannabis stated they did so on a daily basis. All 12 service users misusing heroin stated they did so on a daily basis. 4 heroin users claimed to spend £100+ each week on the drug.

Figure 8:



- 78 (91%) of the 86 new clients stated they owned or rented their home. While 41 new clients noted they lived alone.

Figure 9:



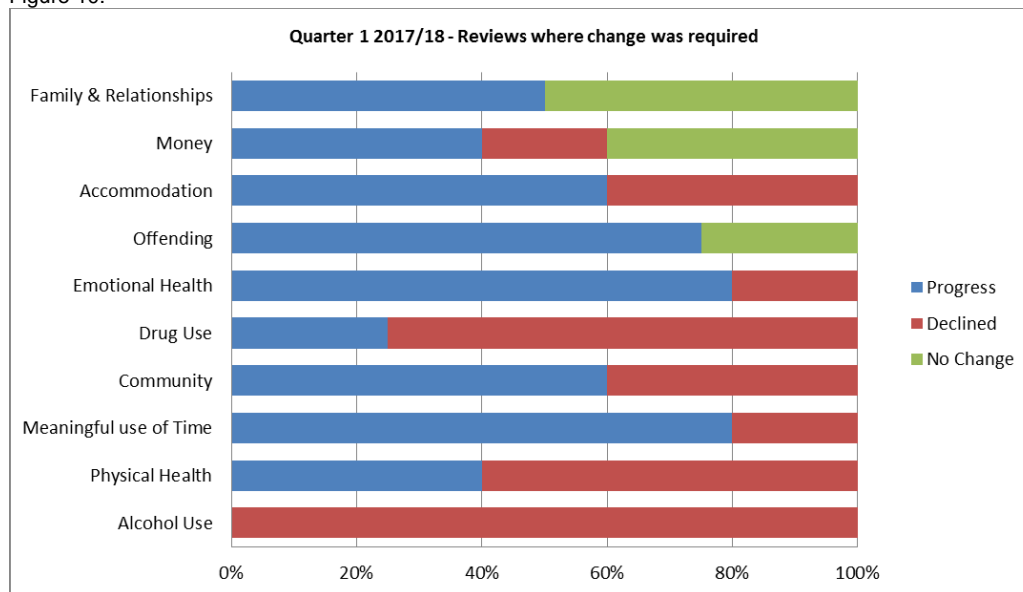
- 61 of the 86 new service users stated what had triggered their substance misuse problems. Bereavement, illness and relationships were noted as the most common reasons.

10 Quarter 1 2017/18; Outcome Star Reviews

During quarter 1, there were 5 progress reviews undertaken with Service Users. Figure 7 below highlights the results in each area where change had been required.

All service users who were required to make a change in relation to their alcohol use noted a decline in this area. A large decline was also noted in relation to drug use. Most progress has been made in the areas of Emotional Health and Meaningful Use of Time.

Figure 10:



Appendix 1 shows the results for the last 5 quarters for the 12 different areas covered during a review, where change was required.