

Moray Alcohol and Drug Partnership

Quarter 2 2017/18

Author: Suzanne Wilson
Last Updated: 03/11/2017



Contents

1 Introduction	Page 3
2 Health; People are healthier and experience fewer risks as a result of alcohol or drug use	Page 3
3 Prevalence; Fewer adults and children are drinking or using drugs at levels or patterns that are damaging to themselves or others	Page 4
4 Recovery; Individuals are improving their health, well-being and life chances by recovering from problematic drug and alcohol use	Page 4
5 Families; Children & family members of people misusing alcohol and drugs are safe, well supported and have improved life chances	Page 5
6 Community Safety; Communities and individuals live their lives safe from alcohol and drug related offending and ASB	Page 6
Figure 1: Serious Assaults inv Alcohol Figure 2: Common Assaults inv Alcohol Figure 3: Rowdy Behaviour inv Alcohol	
7 Local Environment; People live in positive, health promoting local environments where alcohol and drugs are less readily available	Page 8
Table 1: Discarded Needles Figure 4: Discarded Needles Totals 2016/17 & 2017/18	
8 Services; Alcohol and drugs prevention, treatment and support services are high quality, continually improving, efficient, evidence based and responsive, ensuring people move through treatment into sustained recovery	Page 9
9 Quarter 2 2017/18; New Service Users	Page 10
Figure 5: Age Group/Gender Figure 6: Source of Referral Figure 7: Substance Misused Figure 8: Accommodation Figure 9: Triggers for Substance Misuse	
10 Quarter 2 2017/18; Recovery Outcome Tool Reviews	Page 13
Figure 10: Quarter 2 2017/18 – Reviews where change was required	

1 Introduction

This report follows the objectives of the Moray ADP Delivery Plan 2015-2018. It will focus on local milestones due to be reported on a quarterly basis however additional information has been included for some annual milestones where required. Section 9 covers the current caseload of Alcohol & Drug Services in Moray and should allow for any significant trends or emerging issues to be identified.

Data used within this report has been collated from a variety of sources including; the three main support services in Moray (via the Drug & Alcohol Assessment Form), Recovery Outcome Tool reviews, Scottish Drug Misuse Database (SDMD), NHS, Police Scotland and Scottish Fire & Rescue Services.

The Moray ADP Delivery Plan and associated actions are currently under review with a new plan expected to be in place for the period 2018-2021 by April 2018.

2 Health; People are healthier and experience fewer risks as a result of alcohol or drug use

Milestone	Q1 2017/18	Q2 2017/18	Q3 2017/18	Q4 2017/18	Comment
Increase the number of Naloxone Training Sessions delivered in Moray by 5%	2	10			
Decrease the number of times Naloxone has been administered by the Scottish Ambulance Service, A&E Staff and Service Users in Moray.	4 (SAS only) Naloxone Kits supplied - 2 (1 being a resupply)	7 (SAS only) Naloxone Kits supplied - 10 (6 being a resupply)			Data has been sourced for this milestone since 2013/14 from the Scottish Ambulance Service. Figures for 2016/17 show Naloxone usage in Moray as 11, half the recorded number for 2015/16. However, it should be noted that the milestone also states Naloxone usage by A&E Staff and Service Users but no data is available for this. On 26 September 2017, approval was given, at a meeting of the Moray Alcohol & Drug Partnership, for the data source to be reviewed and the milestone amended for the Delivery Plan 2018-2021 to 'Promote the use of Naloxone and measure how often this is administered by Scottish Ambulance Service, A&E Staff and Service Users in Moray'. Amending the wording of this milestone is in line with Scottish Government guidance and forthcoming policy as use of Naloxone is an important part of reducing drug related deaths.
Decrease the percentage of Accidental Dwelling Fires where substance misuse was a contributory factor	0%	0%			In both quarter 1 and 2, SFRS has reported there were no Accidental Dwelling Fires relating to substance misuse in Moray.

Increase the proportion of service users reporting an increase in healthy relationships	50%	0%			<p>On 01 July 2017, the Moray Alcohol & Drug Partnership moved from Outcome Star to the Recovery Outcome Tool as a means of recording the progress of Service Users in 10 key areas. This includes Relationships.</p> <p>During quarter 2, only 1 review has been undertaken using this new tool. No progress was noted in the area of Relationships.</p>
Increase the proportion number of clients reporting improved mental health	80%	0%			<p>On 01 July 2017, the Moray Alcohol & Drug Partnership moved from Outcome Star to the Recovery Outcome Tool as a means of recording the progress of Service Users in 10 key areas. This includes Mental Health & Emotional Wellbeing.</p> <p>During quarter 2, only 1 review has been undertaken using this new tool. No progress was noted in the area of Mental Health & Emotional Wellbeing.</p>

3 Prevalence; Fewer adults and children are drinking or using drugs at levels or patterns that are damaging to themselves or others

All milestones within the Prevalence objective of the 2015-2018 MADP Delivery Plan are reported on an annual basis.

4 Recovery; Individuals are improving their health, well-being and life chances by recovering from problematic drug and alcohol use

Milestone	Q1 2017/18	Q2 2017/18	Q3 2017/18	Q4 2017/18	Comment
Reduction in the proportion of drug and alcohol service clients who are homeless or identified as homeless	60%	N/A			<p>On 01 July 2017, the Moray Alcohol & Drug Partnership moved from Outcome Star to the Recovery Outcome Tool as a means of recording the progress of Service Users in 10 key areas. This includes Housing & Independent Living.</p> <p>During quarter 2, only 1 review has been undertaken using this new tool. The Service User reviewed did not require to make any change in the area of Housing & Independent Living.</p>
Increase the number of active mutual aid groups in Moray	15	15			<p>At the end of quarter 2 2017/18, there were 15 active mutual aid groups in Moray; 12 AA groups, 2 Al-Anon and 1 NA group. The availability of these groups has remained relatively static since the 2015-18 MADP Delivery Plan was introduced however these groups are external to the work undertaken by the ADP.</p>

Increase the percentage of Service Users who reported progress at 3,6 and 12 months	N/A	N/A			Due to current recording methods, progress at 3, 6 and 12 months is not easily identifiable. It is likely that due to the implementation of DAISy in April 2018, reporting methods will change allowing progress at key stages to be clearer.
Increase the number of Active Recovery Champions in Moray	13	13			Currently there are 13 Recovery Champions active in Moray; more than double that recorded in 2013/14. These posts ensure positive role models are available to service users in Moray providing extra support and guidance where needed.
Increase the proportion of clients reporting an increase in improved social networks	60%	N/A			On 01 July 2017, the Moray Alcohol & Drug Partnership moved from Outcome Star to the Recovery Outcome Tool as a means of recording the progress of Service Users in 10 key areas. However none of these key areas cover the Social Network of a service user.

5 Families; Children & family members of people misusing alcohol and drugs are safe, well supported and have improved life chances

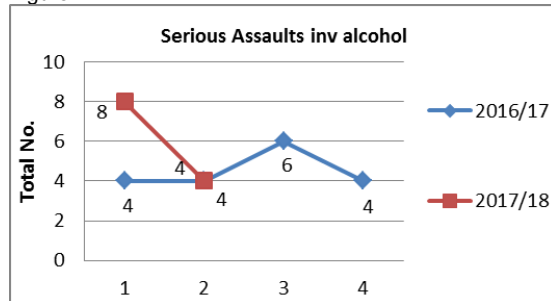
Milestone	Q1 2017/18	Q2 2017/18	Q3 2017/18	Q4 2017/18	Comment
Increase the number of contacts with Scottish Families with Scottish Families affected by drugs helpline	0	TBC			As of 24/10/17, no report has been received covering Q2 calls made to the SFAD helpline. On 26 September 2017 at a meeting of the Moray Alcohol & Drug Partnership, approval was given to remove this milestone from the MADP Delivery Plan 2018-2021.
Decrease the number of Domestic Abuse incidents and number where the perpetrator was under the influence of alcohol or drugs	36%	30%			Data available from Police Scotland covers crimefiles raised that relate to incidents of Domestic Abuse, where alcohol was noted as a factor. The wording of this milestone should be amended for the Delivery Plan due in 2018 to reflect the data currently available.
Decrease the number of children in the Child Protection Register where Substance misuse was a factor	N/A	N/A			On 26 September 2017 at a meeting of the Moray Alcohol & Drug Partnership, approval was given for this milestone to be amended to an annual return for data only.
Decrease the percentage of Children referred to the Children's Reporter for having misused alcohol or drugs	Unknown	Unknown			Data is not available for this milestone and it has been agreed that it will be removed from the MADP Delivery Plan 2018-2021.
Increase the number of families reporting that they have a drug and alcohol problem and are offered support through pregnancy	Referrals received: 1	TBC			During quarter 1, referrals were received by the Parental Substance Misuse Pregnancy & Early Years' Service relating to 2 siblings (1 unborn and 1 aged older than 5).
Increase the number of families reporting that they have a drug and alcohol problem are offered support through the early years of parenthood	Referrals received: 1	TBC			During quarter 1, referrals were received by the Parental Substance Misuse Pregnancy & Early Years' Service relating to 2 siblings (1 unborn and 1 aged older than 5).
Increase the number of family members offered an intervention as a carer (Including Significant Others)	N/A	N/A			On 26 September 2017 at a meeting of the Moray Alcohol & Drug Partnership, approval was given for this milestone to be amended to an annual return for data only.

6 Community Safety; Communities and individuals live their lives safe from alcohol and drug related offending and ASB

Milestone	Q1 2017/18	Q2 2017/18	Q3 2017/18	Q4 2017/18	Comment
Reduction in the number of cases of vandalism (or malicious mischief), breach of the peace, assault, or antisocial behaviour	27%	20%			Previous data reported for this milestone relates to the number of cases that involved alcohol. During Q2, 76 incidents involved alcohol out of a total of 387.
Increase the number of Community Payback Orders issued where alcohol and drug treatment required and proportion that are successfully completed.	N/A	N/A			On 26 September 2017 at a meeting of the Moray Alcohol & Drug Partnership, approval was given for this milestone to be removed from the MADP Delivery Plan 2018-2021
Decrease the number of Drink/Drug Driving offences	37	26			
Decrease the number of drinking in a designated place charges	0	0			
Increase the co-ordination implementation and evaluation of Drug Testing and Treatment Orders	N/A	N/A			On 26 September 2017 at a meeting of the Moray Alcohol & Drug Partnership, approval was given for this milestone to be removed from the MADP Delivery Plan 2018-2021
Co-ordination, implementation and evaluation of Anti-Social Behaviour Orders	2	0			Data reported relates to the number of referrals considered by the ASBO panel during the quarter.
Increase the number of drink driving programmes and campaigns carried out by Roads Policing in Moray	N/A	N/A			On 26 September 2017 at a meeting of the Moray Alcohol & Drug Partnership, approval was given for this milestone to be removed from the MADP Delivery Plan 2018-2021
Increase in the number of recorded controlled drugs supply charges in comparison to established baseline by 5%	17	15			
Increase in the number of recorded controlled drugs possession charges in comparison to established baseline by 5 %	99	115			

The Community Safety Hub Monthly Tasking & Co-ordinating meeting covers performance information for the main objectives of the Community Safety Strategy, this includes Community Safety offences involving alcohol noted below;

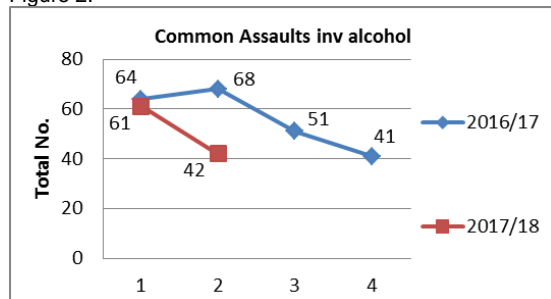
Figure 1:



2014/15 – Total 16
 2015/16 – Total 17
 2016/17 – Total 18
 2017/18 – Total 12

Proportion of Serious Assaults involving Alcohol/Drugs:
 2014/15 – 53%
 2015/16 – 43%
 2016/17 – 40%
 2017/18 – 43%

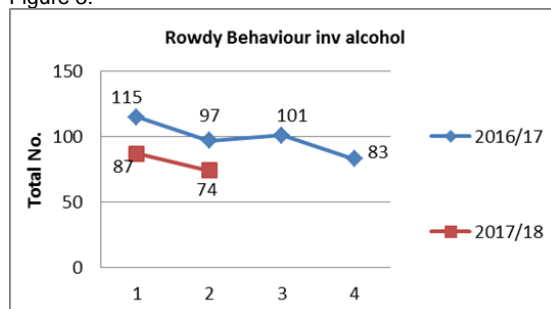
Figure 2:



2014/15 – Total 283
 2015/16 – Total 232
 2016/17 – Total 224
 2017/18 – Total 103

Proportion of Common Assaults involving Alcohol/Drugs:
 2014/15 – 30%
 2015/16 – 23%
 2016/17 – 21%
 2017/18 – 25%

Figure 3:



2014/15 – Total 282
 2015/16 – Total 324
 2016/17 – Total 396
 2017/18 – Total 161

Proportion of Rowdy Behaviour involving Alcohol/Drugs:
 2014/15 – 47%
 2015/16 – 45%
 2016/17 – 46%
 2017/18 – 41%

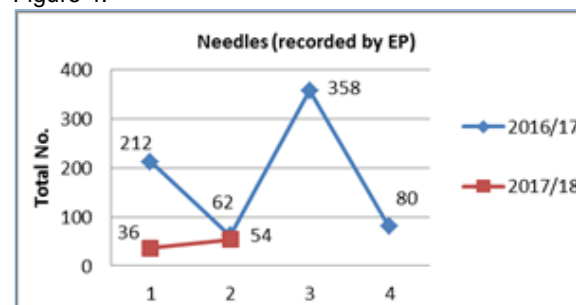
7 Local Environment; People live in positive, health promoting local environments where alcohol and drugs are less readily available

Milestone	Q1 2017/18	Q2 2017/18	Q3 2017/18	Q4 2017/18	Comment
Reduction in the number of needles found by Lands and Parks in Moray	36	54			The number of discarded needles recorded by Environmental Protection has increased slightly during quarter 2 however no total was provided for needles found on Morriston Playing Fields. According to a report in the Northern Scot recently, a member of the public stated they were finding needles at this location on an almost daily basis. Looking back at previous records however, there have been no complaints received by either EP or the Community Safety team.
Increase the number of needles exchanged in Moray	N/A	N/A			Data regarding the number of needles exchanged in Moray is not available. Only the number of needles distributed is collected by the NHS pharmacy service. On 26 September at a meeting of the Moray Alcohol & Drug Partnership, it was agreed the wording of this milestone should be changed for the MADP Delivery Plan 2018-2021, to reflect the current needle exchange contract.

Table 1:

Date	Dept	Town/Ro	Location	Total Four
06/07/2017	Housing	Elgin	11 Priory Place	2
18/07/2017	Collection	Elgin	Pitgaveny Estate	12
19/07/2017	Collection	Elgin	Pole Bin, Long Walk	10
26/07/2017	Collection	Elgin	Cedarwood (Bin)	4
26/07/2017	Collection	Elgin	McKenzies Shop (Bin)	4
26/07/2017	Collection	Elgin	Plaza Bin (opp RBS)	2
26/07/2017	Collection	Elgin	Cottar House Bridge	2
18/08/2017	Lands & Parks	Elgin	Bin near Cathedral	1
06/09/2017	Estate Caretaker	Elgin	Masonic Close	4
07/09/2017	Collection		Pitgaveny Road (Layby)	10
07/09/2017	Public	Elgin	Morriston Playing Fields	Unknown
08/09/2017	Public	Elgin	Meadow Crescent (Garages)	2
15/09/2017	DLO	Elgin	33 Bezack Street	1

Figure 4:

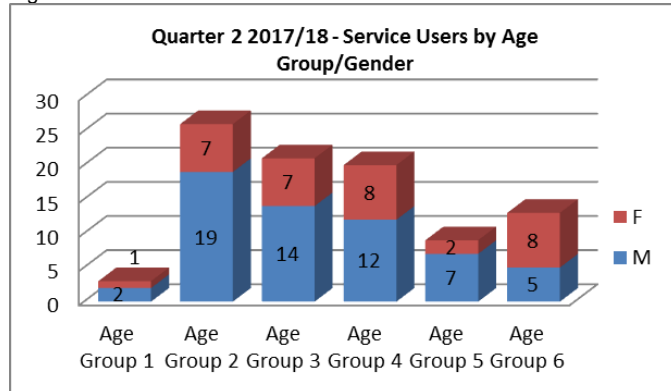


8 Services; Alcohol and drugs prevention, treatment and support services are high quality, continually improving, efficient, evidence based and responsive, ensuring people move through treatment into sustained recovery

Milestone	Q1 2017/18	Q2 2017/18	Q3 2017/18	Q4 2017/18	Comment
Reduce the number of people waiting more than three weeks between referral to a specialist drug and alcohol service and commencement of treatment	1	0			From the Waiting Times report on the Scottish Drug Misuse Database, a total of 132 users received their first treatment during quarter 2 2017/18. All began treatment within 3 weeks.
Number of treatments drug and alcohol service clients receive at 3 month and 12 month follow-up (and annually after that)	5	1			Within the MADP Annual Report, previous data provided for this milestone has covered the number of service users receiving a review and not the number of treatments given at 3 & 12 months. Consideration to be given to amending the wording of this milestone to reflect data actually reported.
Demographic breakdown of service users in Moray by Sex, Postcode, Age and Ethnicity					See section 9, Figure 5 – Service Users by Age Group/Gender.
Breakdown of service users in moray by type of substance misused e.g. alcohol, illegal drugs or legal drugs					See section 9, Figure 7 – Service Users by Substance Misused.
Number of clients in specialist services in Moray	463	496			Figure obtained via SDMD Waiting Times (Active Clients) report and covers the number of active clients recorded on the last day of each quarter.
Reduce the number of unplanned discharges from the Recovery Orientated System of Care in Moray by 10% by 2018	52	51			Figure obtained via SDMD Waiting Times (Number of Removals – Unplanned Discharges) report
Increase the number of planned discharges from the Recovery Orientated System of Care who are free from problematic alcohol or other drug use by 10% by 2018	43	39			Figure obtained via SDMD Waiting Times (Number of Removals – Planned Discharges) report. 37 – planned discharge (received required support) 2 – planned discharges (referred to other service)

9 Quarter 2 2017/18; New Service User

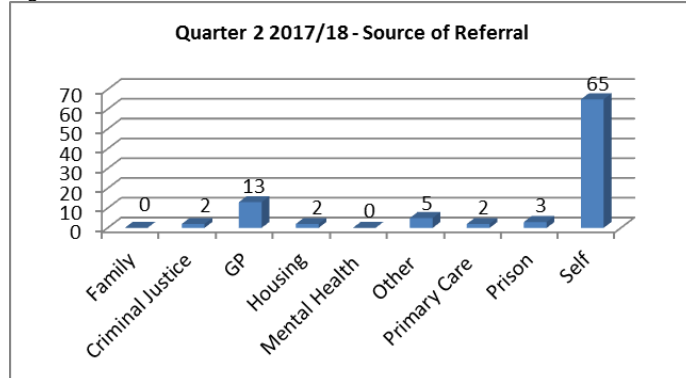
Figure 5:



- During quarter 2 2017/18, 92 people are recorded as having a first assessment with Moray Alcohol & Drug Services, a 7% increase from quarter 1.
- 59 service users (64%) were male with 33 (36%) female, the same proportion as recorded in quarter 1.
- 3 service users were aged 17 & under. All were aged 16 on attending their first assessment.

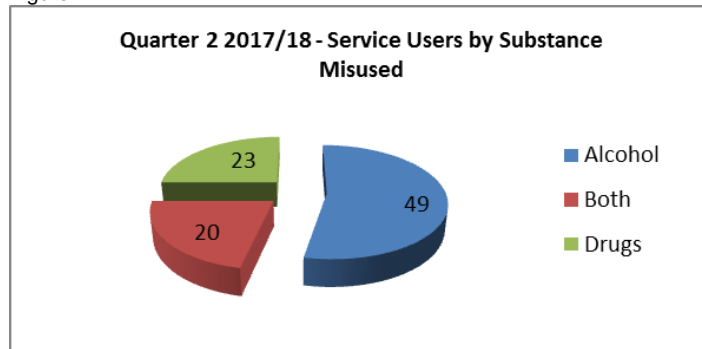
Age Group	Age Range
1	17 & under
2	18-30
3	31-40
4	41-50
5	51-60
6	61 +

Figure 6:



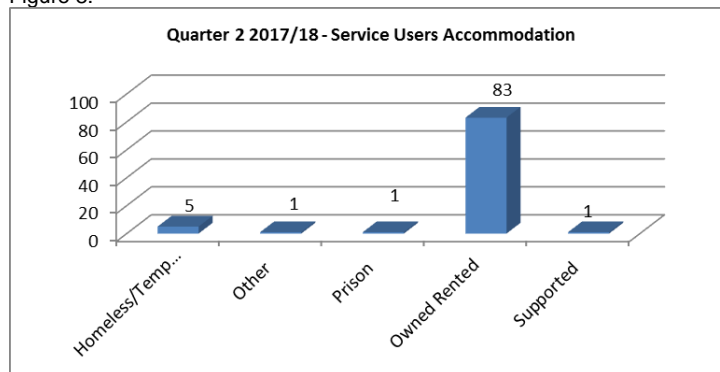
- As in quarter 1, the majority of those undertaking a first assessment in quarter 2 (71%), self-referred to the service.
- Referrals from a Health Service (GP, Mental Health and Primary Care) were the next most common route into Alcohol & Drug Services with 16% of service users referred this way.

Figure 7:



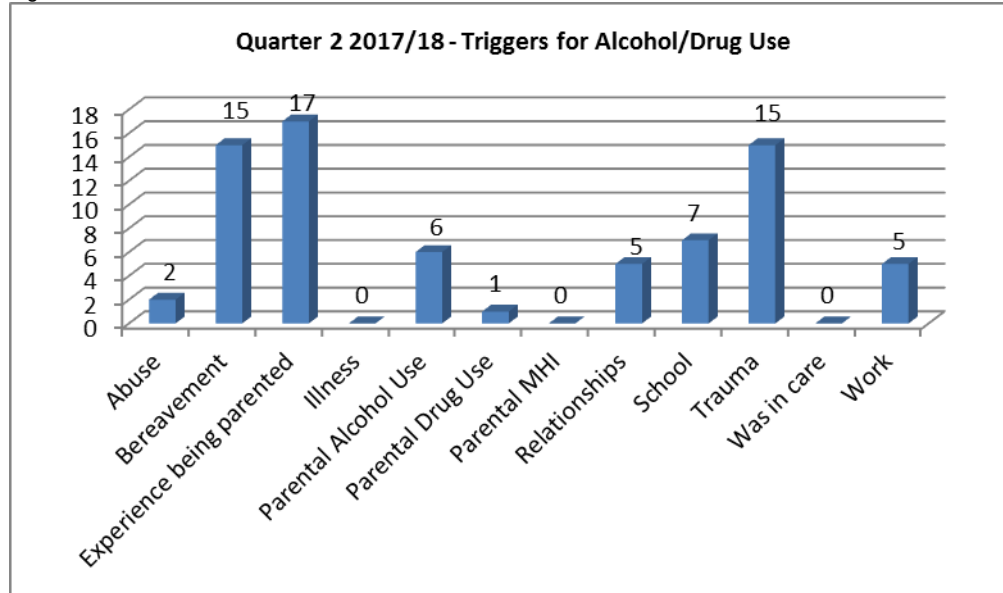
- For the second quarter this year, Alcohol has been the most common substance being misused by service users.
- In a change from quarter 1, service users who stated they were misusing both Alcohol & Drugs has increased; from 15% in quarter 1 to 22% in quarter 2 while those stating they had been misusing Drugs only fell from 28% to 25%.
- Of the 69 clients stating they misused alcohol, the majority (77%) stated they drank spirits or wine. 39 (57%) stated they drank on a daily basis. 5 stated they were binge drinkers with 2 reporting a binge could last 10+ days.
- Of the 43 clients misusing drugs, 20 (47%) were noted as cannabis users while 10 (23%) stated heroin or methodone was their main drug. 13 of those using cannabis stated they did so on a daily basis. All 10 service users misusing heroin or methodone stated they did so daily. 1 service users who stated they had problems with both alcohol and drugs claimed to be spending in excess of £250

Figure 8:



- Similar to quarter 1 data, the majority of new service users in quarter 2 stated they owned or rented their home (90%). 47% of these service users live alone.
- A significant amount of new service users (70%) stated they had no worries in relation to their accommodation.

Figure 9:



- 73 of the 92 new service users in quarter 2 provided details of what they believed had triggered their substance misuse problems.
- Compared to quarter 1, experience being parented and trauma have replaced illness and relationships as some of the most common triggers.
- Bereavement has remained as one of the top 3 triggers for substance misuse.

10 Quarter 2 2017/18; Recovery Outcome Tool Reviews

Over the past four years, the Scottish Government has been working with a range of partners across Scotland to develop a Recovery Outcomes (RO) focused tool that would help evidence recovery journeys. The RO tool was developed as a key component of the Drug & Alcohol Information System (DAISy) with the aim of providing a consistent and comparable picture of recovery for drug and alcohol service users across Scotland. This tool will be mandatory for all ADPs from April 2018 when the DAISy system goes live.

On 01 July 2017, the Moray Alcohol & Drug Partnership moved from Outcome Star to the Recovery Outcome Tool. The Recovery Outcome Tool continues to track the progress of Service Users over 10 key areas although these vary slightly from those previously covered by Outcome Star.

Areas tracked for Progress	
Outcome Star	Recovery Tools
Drug Use	Substance Misuse
Alcohol Use	Self-Care & Nutrition
Family and Relationships	Children
Emotional Health	Relationships
Physical Health	Physical Health & Wellbeing
Community	Mental Health & Emotional Wellbeing
Meaningful use of Time	Occupying Time & Fulfilling Goals
Accommodation	Housing & Independent Living
Offending	Offending
Money	Money Matters

Between 01 July and 30 September 2017, only 1 progress review was undertaken using the new system. This service user was required to make a change in four areas, Mental Health & Emotional Wellbeing, Relationships, Self-Care & Nutrition and Substance Misuse. Figure 10 below highlights the results made by this user in each area and shows of the four areas, no change was reported for three while a decline was noted in the area of Substance Misuse.

Figure 10:

