

Moray Alcohol and Drug Partnership

Quarter 4 2017/18

Author: Suzanne Wilson
Last Updated: 17/05/2018



Contents

1 Introduction	Page 3
2 Health; People are healthier and experience fewer risks as a result of alcohol or drug use	Page 3
3 Prevalence; Fewer adults and children are drinking or using drugs at levels or patterns that are damaging to themselves or others	Page 4
4 Recovery; Individuals are improving their health, well-being and life chances by recovering from problematic drug and alcohol use	Page 4
5 Families; Children & family members of people misusing alcohol and drugs are safe, well supported and have improved life chances	Page 5
6 Community Safety; Communities and individuals live their lives safe from alcohol and drug related offending and ASB	Page 6
Figure 1: Serious Assaults inv Alcohol Figure 2: Common Assaults inv Alcohol Figure 3: Rowdy Behaviour inv Alcohol Figure 4: Domestic Abuse Incidents inv Alcohol Figure 5: Drink Driving Figure 6: Accidental Dwelling Fires inv substance misuse	
7 Local Environment; People live in positive, health promoting local environments where alcohol and drugs are less readily available	Page 9
Table 1: Discarded Needles Locations Figure 7: Discarded Needles Totals 2016/17 & 2017/18	
8 Services; Alcohol and drugs prevention, treatment and support services are high quality, continually improving, efficient, evidence based and responsive, ensuring people move through treatment into sustained recovery	Page 10
9 Quarter 4 2017/18; New Service Users	Page 11
Figure 8: No. of 1 st Assessments Figure 9: Proportion of Male/Female Service Users Figure 10: Service Users by Age Group/Gender Figure 11: Source of Referral Figure 12: Substance Misused (Quarter 4) Figure 13: Substance Misused (2017/18) Figure 14: Living Situation Figure 15: Triggers for Substance Misuse	
10 Quarter 4 2017/18; Recovery Outcome Tool Reviews	Page 14
Table 2: Breakdown of Reviews Undertaken during Quarter 4 2017/18 Figure 16: Quarter 4 2017/18 – Reviews where change was required	

1 Introduction

This report follows the objectives of the Moray ADP Delivery Plan 2015-2018. It will focus on local milestones due to be reported on a quarterly basis however additional information has been included for some annual milestones where required. Section 9 covers the current caseload of Alcohol & Drug Services in Moray and should allow for any significant trends or emerging issues to be identified.

Data used within this report has been collated from a variety of sources including; the three main support services in Moray (via the Drug & Alcohol Assessment Form), Recovery Outcome Tool reviews, Scottish Drug Misuse Database (SDMD), NHS, Police Scotland and Scottish Fire & Rescue Services.

The Moray ADP Delivery Plan and associated actions are currently under review with a new plan expected to be in place for the period 2018-2021 by April 2018.

2 Health; People are healthier and experience fewer risks as a result of alcohol or drug use

Milestone	Q1 2017/18	Q2 2017/18	Q3 2017/18	Q4 2017/18	Comment
Increase the number of Naloxone Training Sessions delivered in Moray by 5%	2	10	40	17	
Decrease the number of times Naloxone has been administered by the Scottish Ambulance Service, A&E Staff and Service Users in Moray.	4 (SAS only) Naloxone Kits supplied - 2 (1 being a resupply)	7 (SAS only) Naloxone Kits supplied - 10 (6 being a resupply)	15 (SAS only) Naloxone Kits supplied – 36 (24 being a resupply)	9 (SAS only) Naloxone Kits supplied – 16 (8 being a resupply)	Since 2013/14, data has been sourced for this milestone from the Scottish Ambulance Service. It should be noted that the milestone also states Naloxone usage by A&E Staff and Service Users but no data is available for this. On 26 September 2017, agreement was given to review the data source and amended wording to ' <i>Promote the use of Naloxone and measure how often this is administered by Scottish Ambulance Service, A&E Staff and Service Users in Moray</i> '. Amending the wording of this milestone is in line with Scottish Government guidance and forthcoming policy as use of Naloxone is an important part of reducing drug related deaths.
Decrease the percentage of Accidental Dwelling Fires where substance misuse was a contributory factor	0%	0%	0%	0%	SFRS have reported that during 2017/18, no Accidental Dwelling Fires in Moray have had substance misuse as a contributory factor.
Increase the proportion of service users reporting an increase in healthy relationships	50%	0%	71%	46%	Data for this indicator covers progress made in the area of Relationships. During quarter 4, of 37 reviews where change was required, 17 noted progress.
Increase the proportion of clients reporting improved mental health	80%	0%	50%	43%	Data for this indicator covers progress made in the area of Mental Health & Emotional Wellbeing. During quarter 4, of 37 reviews were change was required, 16 noted progress.

Increase the number of alcohol brief interventions (ABIs) delivered in accordance with the HEAT Standard guidance	N/A	N/A	N/A	N/A	Reported annually within the Scottish Government Annual Report.
Prepare the 2018/19 workforce development plan based on, and following the review of the 2017/18 plan and training	N/A	N/A	N/A	N/A	Completed for 2017/18.

3 Prevalence; Fewer adults and children are drinking or using drugs at levels or patterns that are damaging to themselves or others

All milestones within the Prevalence objective of the 2015-2018 MADP Delivery Plan are reported on an annual basis.

4 Recovery; Individuals are improving their health, well-being and life chances by recovering from problematic drug and alcohol use

Milestone	Q1 2017/18	Q2 2017/18	Q3 2017/18	Q4 2017/18	Comment
Reduction in the proportion of drug and alcohol service clients who are homeless or identified as homeless	60%	N/A	83%	57%	Data for this indicator covers progress made in the area Housing & Independent Living. For the MADP Delivery Plan 2018-2021, wording will be amended to link in with the data reported. During quarter 4, of the 23 reviews where change was required, 13 noted progress.
Increase the number of active mutual aid groups in Moray	15	15	15	16	At the end of quarter 4 2017/18, there were 16 active mutual aid groups in Moray; 13 AA groups, 2 Al-Anon and 1 NA group. The availability of these groups has remained relatively static since the 2015-18 MADP Delivery Plan was introduced however these groups are external to the work undertaken by the ADP.
Increase the percentage of Service Users who reported progress at 3,6 and 12 months	N/A	N/A	N/A	N/A	Due to current recording methods, progress at 3, 6 and 12 months is not easily identifiable. It is likely that due to the implementation of DAISy in April 2018, reporting methods will change allowing progress at key stages to be clearer.
Increase the number of Active Recovery Champions in Moray	13	13	13	13	Currently there are 13 Recovery Champions active in Moray; more than double that recorded in 2013/14. These posts ensure positive role models are available to service users in Moray providing extra support and guidance where needed.
Increase the proportion of clients reporting an increase in improved social networks	60%	N/A	N/A	N/A	On 01 July 2017, the Moray Alcohol & Drug Partnership moved from Outcome Star to the Recovery Outcome Tool as a means of recording the progress of Service Users in 10 key areas. However none of these key areas cover the Social Network of a service user.

5 Families; Children & family members of people misusing alcohol and drugs are safe, well supported and have improved life chances

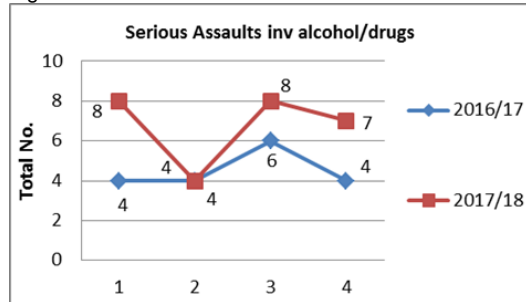
Milestone	Q1 2017/18	Q2 2017/18	Q3 2017/18	Q4 2017/18	Comment
Increase the number of contacts with Scottish Families with Scottish Families affected by drugs helpline	0	3	0	2	From the recent SFAD report, 2 contacts were made to the service in Q4. All calls related to a family member (Sibling x 1, Husband/Wife x 1) looking for assistance for a loved one. On 26 September 2017 at a meeting of the Moray Alcohol & Drug Partnership, approval was given to remove this milestone from the MADP Delivery Plan 2018-2021.
Decrease the proportion of Domestic Abuse incidents where the perpetrator was under the influence of alcohol or drugs	36%	30%	40%	29%	Data available from Police Scotland covers Domestic Abuse related crimefiles marked as involving alcohol however, this may involve the victim as well as the perpetrator. The wording of this milestone will be amended for the Delivery Plan due in 2018 to reflect the data currently available.
Decrease the number of children in the Child Protection Register where Substance misuse was a factor	N/A	N/A	N/A	N/A	Approval has been given for this milestone to be amended to an annual return for inclusion in the Scottish Government Report.
Decrease the % of Children referred to the Children's Reporter for having misused alcohol or drugs	N/A	N/A	N/A	N/A	Data is not available for this milestone and it has been agreed that it will be removed from the MADP Delivery Plan 2018-2021.
Increase the number of families reporting that they have a drug and alcohol problem and are offered support through pregnancy	Referrals received: 1	Referrals received: 2	Referrals received: 1	N/A	No data available.
Increase the number of families reporting that they have a drug and alcohol problem are offered support through the early years of parenthood	Referrals received: 1	Referrals received: 6	Referrals received: 0	N/A	No data available.
Increase the number of family members offered an intervention as a carer (Including Significant Others)	N/A	N/A	N/A	N/A	Approval has been given for this milestone to be amended to an annual return for inclusion in the Scottish Government Report.
Decrease percentage of 13 and 15 year-olds (taking part in 2-yearly SALSUS survey) who said they had drunk alcohol in the week prior to the survey.	N/A	N/A	N/A	N/A	Last local level data was included in the SALSUS 2013 survey. SALSUS 2015 provides national level data only.
Increase percentage of 13 and 15 year-olds (taking part in 2-yearly SALSUS survey) who said they had never used drugs.	N/A	N/A	N/A	N/A	Last local level data was included in the SALSUS 2013 survey. SALSUS 2015 provides national level data only.
Decrease the percentage of 13 and 15 year olds taking part in the SALSUS who have said they had taken an illicit drug in the week prior to the survey.	N/A	N/A	N/A	N/A	Last local level data was included in the SALSUS 2013 survey. SALSUS 2015 provides national level data only.
Reduce the number of children and young people (0-19) years presenting at Dr Gray's Hospital with alcohol or drugs as a primary or secondary factor.	N/A	N/A	N/A	N/A	Milestone from the Moray Children's Service Plan 2017-2020. Data from NHS will be reported in 2018/19.

6 Community Safety; Communities and individuals live their lives safe from alcohol and drug related offending and ASB

Milestone	Q1 2017/18	Q2 2017/18	Q3 2017/18	Q4 2017/18	Comment
Reduction in the number of cases of vandalism, breach of the peace, assault or antisocial behaviour that have involved alcohol.	25%	25%	21%	27%	During Q4, 92 incidents involved alcohol out of a total of 338. Looking at 2017/18 as a whole, 384 incidents involved alcohol from a total of 1561 incidents; an annual proportion of 25%.
Increase the number of Community Payback Orders issued where alcohol and drug treatment required and proportion that are successfully completed.	N/A	N/A	N/A	N/A	On 26 September 2017 at a meeting of the Moray Alcohol & Drug Partnership, approval was given for this milestone to be removed from the MADP Delivery Plan 2018-2021
Decrease the number of Drink/Drug Driving offences	37	25	33	29	Quarterly data has fluctuated in Moray. Looking at 2017/18 as a whole, 122 offences of Drink/Drug Driving were recorded by Police Scotland, an increase of 15 (14%) from the previous year.
Decrease the number of drinking in a designated place charges	0	0	0	0	
Increase the co-ordination implementation and evaluation of Drug Testing and Treatment Orders	N/A	N/A	N/A	N/A	On 26 September 2017 at a meeting of the Moray Alcohol & Drug Partnership, approval was given for this milestone to be removed from the MADP Delivery Plan 2018-2021
Co-ordination, implementation and evaluation of Anti-Social Behaviour Orders	2	0	0	0	Data reported relates to the number of referrals considered by the ASBO panel during the quarter.
Increase the number of drink driving programmes and campaigns carried out by Roads Policing in Moray	N/A	N/A	N/A	N/A	On 26 September 2017 at a meeting of the Moray Alcohol & Drug Partnership, approval was given for this milestone to be removed from the MADP Delivery Plan 2018-2021
Increase in the number of recorded controlled drugs supply charges in comparison to established baseline by 5%	17	15	6	13	Data for Q4 2017/18 is to the end of February only - end of year stats are yet to be published by Police Scotland. To the end of Feb 2018 a total of 51 drug supply charges were recorded by Police Scotland, an increase of 50% compared to the same period the previous year.
Increase in the number of recorded controlled drugs possession charges in comparison to established baseline by 5 %	99	115	74	58	Data for Q4 2017/18 is to the end of February only - end of year stats are yet to be published by Police Scotland. To the end of Feb 2018 a total of 346 drug supply charges were recorded by Police Scotland, an increase of 16% compared to the same period the previous year.

The Community Safety Hub Monthly Tasking & Co-ordinating meeting covers performance information for the main objectives of the Community Safety Strategy, this includes various Community Safety offences and issues involving alcohol. Data to the end of quarter 4 2017/18 is noted below;

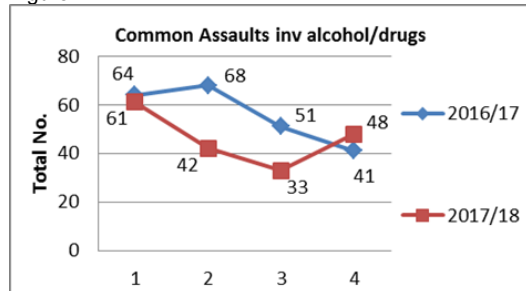
Figure 1:



2014/15 – Total 16
 2015/16 – Total 17
 2016/17 – Total 18
 2017/18 – Total 27

Proportion of Serious Assaults involving Alcohol/Drugs:
 2014/15 – 53%
 2015/16 – 43%
 2016/17 – 40%
 2017/18 – 50%

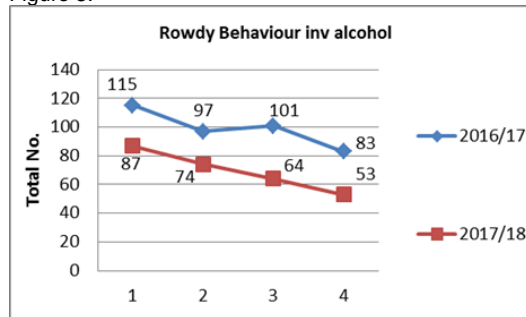
Figure 2:



2014/15 – Total 283
 2015/16 – Total 232
 2016/17 – Total 224
 2017/18 – Total 184

Proportion of Common Assaults involving Alcohol/Drugs:
 2014/15 – 30%
 2015/16 – 23%
 2016/17 – 21%
 2017/18 – 21%

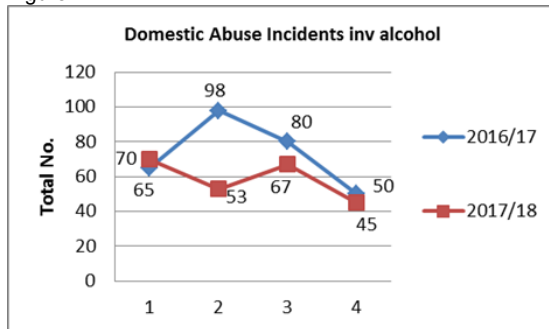
Figure 3:



2014/15 – Total 282
 2015/16 – Total 324
 2016/17 – Total 396
 2017/18 – Total 278

Proportion of Rowdy Behaviour involving Alcohol/Drugs:
 2014/15 – 47%
 2015/16 – 45%
 2016/17 – 46%
 2017/18 – 39%

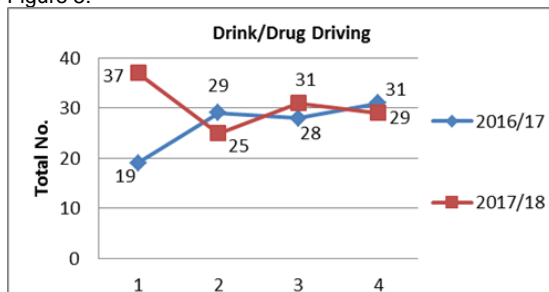
Figure 4:



2014/15 – Total 316
 2015/16 – Total 364
 2016/17 – Total 293
 2017/18 – Total 235

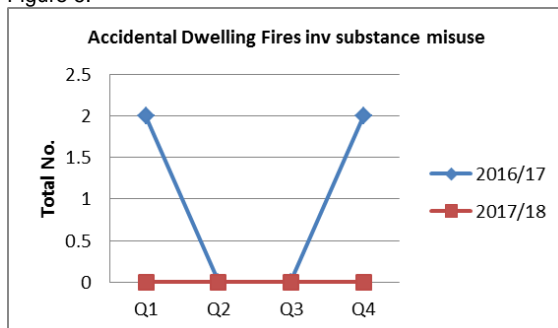
Proportion of Domestic Abuse incidents involving Alcohol/Drugs:
 2014/15 – 42%
 2015/16 – 50%
 2016/17 – 40%
 2017/18 – 34%

Figure 5:



2014/15 – Total 137
 2015/16 – Total 117
 2016/17 – Total 107
 2017/18 – Total 122

Figure 6:



2014/15 – Total 11
 2015/16 – Total 3
 2016/17 – Total 4
 2017/18 – Total 0

7 Local Environment; People live in positive, health promoting local environments where alcohol and drugs are less readily available

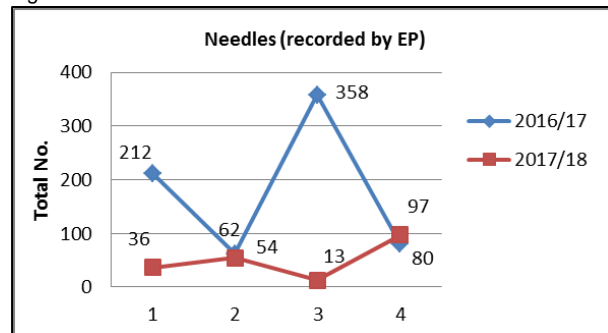
Milestone	Q1 2017/18	Q2 2017/18	Q3 2017/18	Q4 2017/18	Comment
Reduction in the number of needles found by Lands and Parks in Moray	36	54	13	97	During 2017/18, a total of 200 discarded needles were recorded by Environmental Protection; a decrease of 512 (72%) compared to the previous year. EP have confirmed no changes have been made to how discarded needles are recorded and the figure provided is correct.
Increase the number of needles exchanged in Moray	N/A	N/A	N/A	N/A	Data is not currently available. Within the MADP Delivery Plan 2018-2021, the wording of this milestone will be amended to reflect the current needle exchange contract.

Table 1:

Date	Town/Road	Area	Location	Dept	Total Found
19/01/2018	Elgin	Linkwood Distillery	Linkwood Distillery Road/Layby, Elgin	Collection	30
26/01/2018	Fochabers	Fochabers	Picnic Area, Fochabers	Collection	1
31/01/2018	Elgin	High Street	Elgin Tattoo Shop (in hedge)	Recreation	2
06/02/2018	Elgin	New Elgin East	Meadow Crescent (Garages), Elgin	Housing	1
08/02/2018	Elgin	Bishopmill	Duncan Drive (Pole Bin), Elgin	Collection	12
25/02/2018	Lossiemouth	East Beach	East Beach Caravan Park, Lossiemouth	Lands & Parks	5
14/03/2018	Elgin	Lesmurdie	Findhorn Court, Elgin	Housing	1
21/03/2018	Mosstodloch	Mosstodloch	Ben Aigen Bus Stop, Mosstodloch	Lands & Parks	12
22/03/2018	Elgin	New Elgin West	Manbeen Place, Elgin	Lands & Parks	1
27/03/2018	Elgin	New Elgin East	Old Cemetery Pavillion, Elgin	Lands & Parks	32

Table 1 above shows the 9 locations where the 97 discarded needles were recovered during quarter 4. Looking at 2017/18 as a whole, the only repeat location is Meadow Crescent (Garages) in Elgin. A total of 3 needles were recovered here on two separate occasions in September and February.

Figure 7:



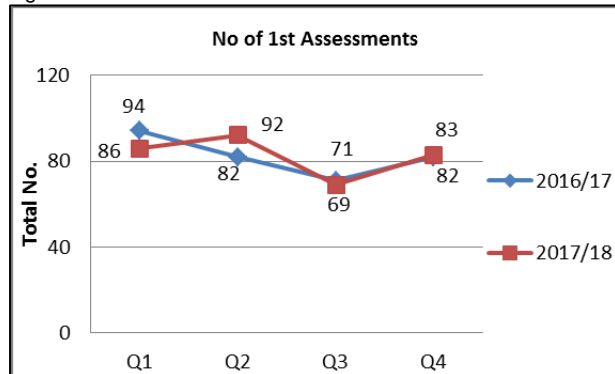
2014/15 – Total 508
 2015/16 – Total 1367 (inc 300 found at CPB)
 2016/17 – Total 712
 2017/18 – Total 200

8 Services; Alcohol and drugs prevention, treatment and support services are high quality, continually improving, efficient, evidence based and responsive, ensuring people move through treatment into sustained recovery

Milestone	Q1 2017/18	Q2 2017/18	Q3 2017/18	Q4 2017/18	Comment
Reduce the number of people waiting more than three weeks between referral to a specialist drug and alcohol service and commencement of treatment	1	0	0	3	From the Waiting Times report on the Scottish Drug Misuse Database, 3 Service Users waited for 3 or more weeks before starting treatment.
Number of treatments drug and alcohol service clients receive at 3 month and 12 month follow-up (and annually after that)	5	1	9	39	Within the MADP Annual Report, previous data provided for this milestone has covered the number of service users receiving a review and <u>not</u> the number of treatments given at 3 & 12 months.
Demographic breakdown of service users in Moray by Sex, Postcode, Age and Ethnicity	-	-	-		See section 9, Figure 10 – Service Users by Age Group/Gender.
Breakdown of service users in Moray by type of substance misused e.g. alcohol, illegal drugs or legal drugs	-	-	-		See section 9, Figure 12 – Service Users by Substance Misused.
Number of clients in specialist services in Moray	463	496	487	503	Figure obtained via SDMD Waiting Times (Active Clients) report and covers the number of active clients recorded on the last day of each quarter.
Reduce the number of unplanned discharges from the Recovery Orientated System of Care in Moray by 10% by 2018	52	51	58	50	Figures for this milestone are obtained via SDMD Waiting Times (Number of Removals – Unplanned Discharges) report. During 2017/18 a total of 211 unplanned discharges were recorded, an increase of 44 (26%) from the previous year.
Increase the number of planned discharges from the Recovery Orientated System of Care who are free from problematic alcohol or other drug use by 10% by 2018	45	40	41	39	Figures for this milestone are obtained via SDMD Waiting Times (Number of Removals – Planned Discharges) report. During 2017/18 a total of 165 planned discharges were made; 146 – due to receiving the required support 19 – were referred to another other service This compares to 2016/17 when 173 planned discharges were made; 148 due to receiving the required support and 25 being referred to another service.

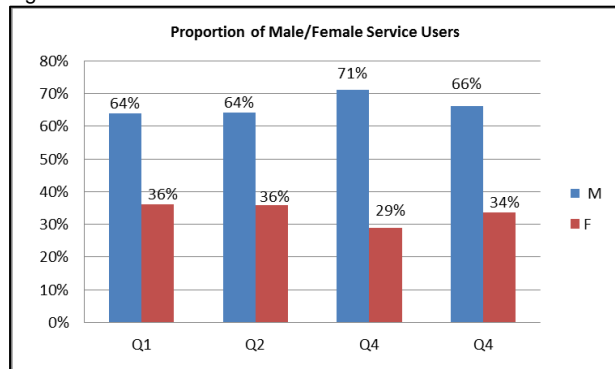
9 Quarter 4 2017/18; New Service Users

Figure 8:



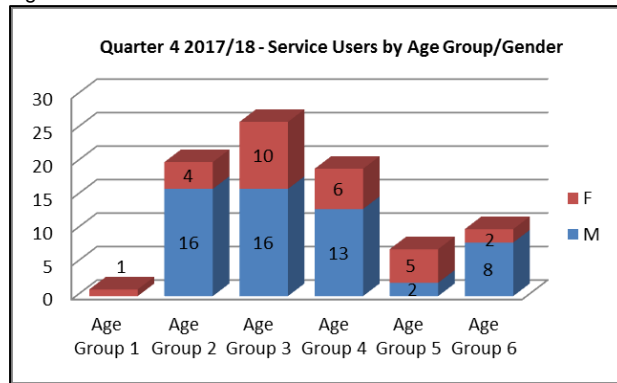
- From information supplied by Moray Alcohol & Drug Services, 83 people are recorded as having a first assessment during quarter 4; a 20% increase compared to the previous quarter.
- Looking at the past two years, a similar pattern is noted in relation to the number of 1st assessments undertaken with a decrease during quarter 3 followed by an increase in numbers during quarter 4.

Figure 9:



- As with previous quarters, the largest proportion of service users were male (66%) compared to female (34%).

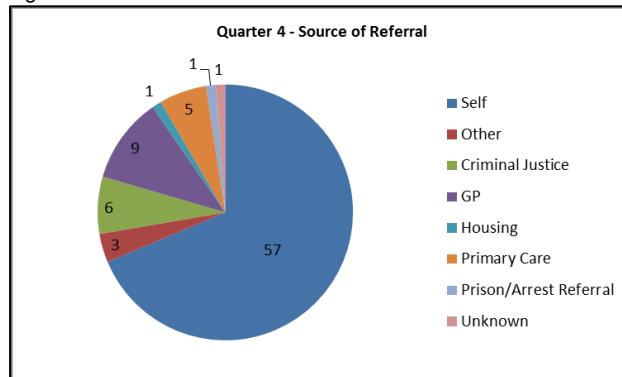
Figure 10:



- Of the 83 people undertaking a first assessment with Moray Alcohol & Drug Services, 65 (78%) were aged between 18 and 50 years old.
- 1 service user was aged 17 on attending their first assessment.

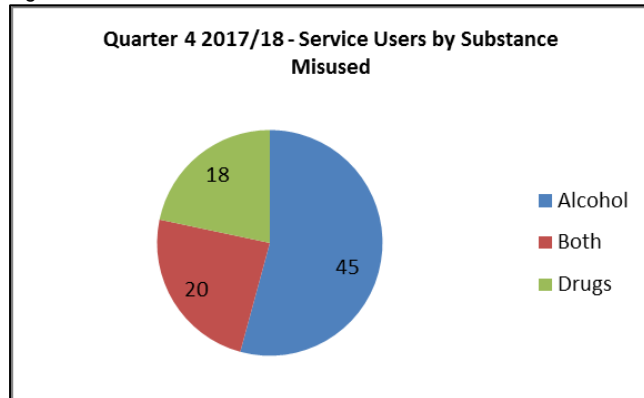
Age Group	Age Range
1	17 & under
2	18-30
3	31-40
	41-50
5	51-60
6	61 +

Figure 11:



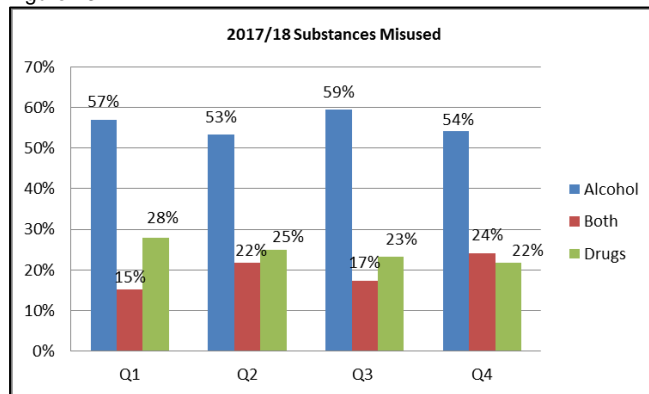
- Similar to previous quarters, the majority of those undertaking a first assessment in quarter 4 self-referred to the service, 57 (69%).
- Looking at 2017/18 as a whole, 71% of referrals received were recorded as a self-referral. A referral from a GP or Primary Care source was the second highest at 14%.

Figure 12:



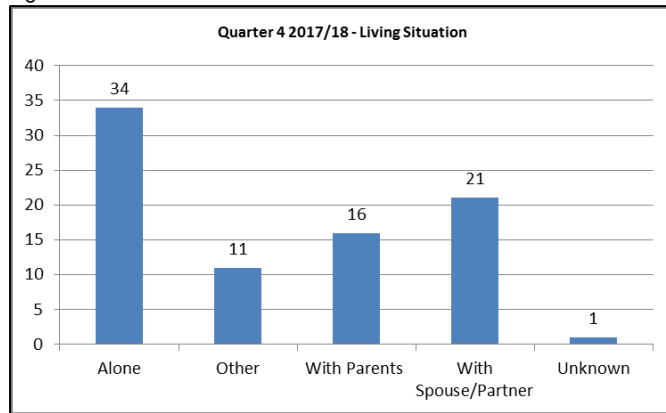
- Of the 65 service users stating they misused alcohol, the majority (57%) stated they drank spirits or wine with 32% stating beer or cider. 32 (49%) stated they drank on a daily basis.
- Of the 18 service users misusing drugs, 16 (89%) stated they did so on a daily basis. 8 (44%) stated they use cannabis, while cocaine and heroin was noted by 4 service users each (22% each).
- The largest spend recorded during quarter 4 by a service user was £500.00 per week on cocaine.
- 5 drug users stated that, on top of their main drug, they also used Valium. 2 stated the use of Xanax.

Figure 13:



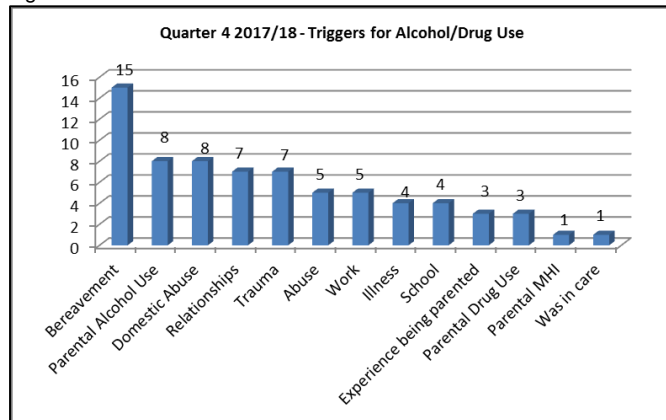
- During 2017/18, there have been fluctuations in the proportion of service users recording use of either 'Alcohol' or 'Both' (alcohol and drugs).
- The proportion of service users misusing drugs only, has fallen steadily throughout 2017/18 from 28% in quarter 1 to 22% in quarter 4.

Figure 14:



- 34 (41%) of service users attended a first assessment in quarter 4 stated they live alone.
- The majority of new service users (64%) stated they had no worries in relation to their living situation. Compared to quarter 2 this is a fall of 6%.
- Conversely during this time, service users fearing homelessness has increased by 6% from 10% in quarter 2 to 16% in quarter 4.

Figure 15:



- 71 of the 83 new service users in quarter 4 provided details of what they believed had triggered their substance misuse problems.
- Bereavement was given as the most common trigger for excessive alcohol/drug use.

10 Quarter 4 2017/18; Recovery Outcome Tool Reviews

On 01 July 2017, the Moray Alcohol & Drug Partnership moved from Outcome Star to the Recovery Outcome (RO) Tool. The RO tool was developed as a key component of the Drug & Alcohol Information System (DAISy) with the aim of providing a consistent and comparable picture of recovery for drug and alcohol service users across Scotland. This tool, which will be mandatory for all ADPs from April 2018 when the DAISy system goes live, tracks the progress of Service Users over 10 key areas;

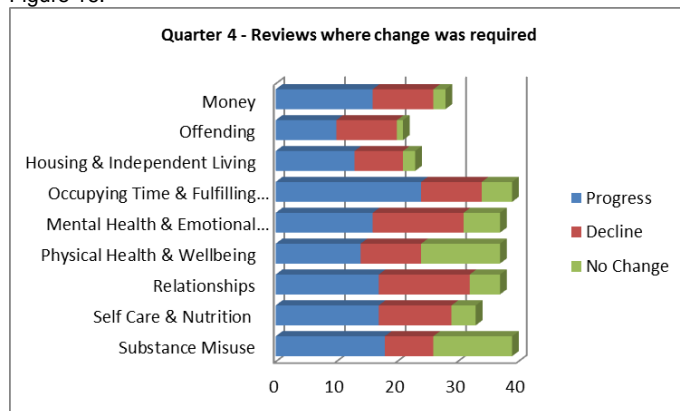
Data item	Definition
Substance Use	Overall stage of recovery in Substance Misuse.
Self-care & Nutrition	Overall stage of looking after self, including diet and nutrition, personal hygiene, fitness, personal safety and being able to keep appointments.
Relationships	Overall score for relationships with child(ren), partner, family, friends, including isolation, stability, and involvement in recovery communities, wider social networks, and safety in these relationships.
Physical Health & Wellbeing	Overall score for physical health, including Blood Borne Viruses (BBVs), wound care, sexual & reproductive health (for males and females), circulatory and respiratory health, chronic pain, recent overdose events, nerve damage, keeping medical appointments and taking medication as prescribed.
Mental Health & Wellbeing	Overall score for mental and emotional wellbeing, including coping skills, stress, anger management, establishing boundaries, sleep routines, trauma, alcohol related brain damage (ARBD), head injuries, self-worth, personal resilience, outlook/maturity, keeping appointments and taking medication as prescribed.
Occupying Time & Fulfilling Goals	Overall score for occupying time and fulfilling personal goals such as employability, training, education, employment, volunteering, personal values and beliefs, dreams and aspirations, and enjoyment.
Housing & Independent Living	Overall score for housing and independent living, including safe, secure and appropriate accommodation, anti-social behaviour, tenancy care, rent (see also Money Matters), housing applications, necessary furnishings, living with family or in a shared living space. (NB. This outcome may not be applicable for those currently in prison or long term residential/hospital care with more than 6 months before returning home or to the community.)
Offending	Overall score for offending activity, including frequency and severity of offending, engaging with rehabilitation work, through care plan (if appropriate), complying with any court/bail orders. Offending would include any of the following: involvement in drug supply/possession, shop lifting, theft/burglary, involvement in prostitution, drink driving, drug or alcohol aggravated assault, unpaid fines, etc. (NB. Individuals with no offending activity would have an outcomes score of 10.)
Money Matters	Overall score for individual's financial situation being under control, including bank accounts, paying bills fully/on time, payments for rent and related utilities (e.g. electricity/gas/telephone), budgeting, welfare benefits issues (applications, appeals, sanctions, appointments), utilising money advice and advocacy, financial stress and accessing support such as food banks and Credit Unions.
Children	Overall score for child wellbeing and parenting, including individual's parenting skills, contact with child(ren), child practical, emotional and physical wellbeing, child's plan, child(ren)'s school attendance, complying with any children and family social work involvement and/or children's hearing system requirements. (NB. This outcome is applicable for those with dependent children or child contact arrangements, where the children are under the age of 16 years, or living in a home where for example a partner's children live or visit.)

Between 01 January and 31 March 2018, 39 progress reviews were undertaken using the new system. When reviews where no change was required are removed, all service users were required to make a change in the areas of Substance Misuse and Occupying Time & Fulfilling Goals. Only 56% of service users reviewed were required to make a change in the area of Offending.

Table 2:

	Substance Misuse	Self Care & Nutrition	Relationships	Physical Health & Wellbeing	Mental Health & Emotional Wellbeing	Occupying Time & Fulfilling Goals	Housing & Independent Living	Offending	Money
Progress	18	17	17	14	16	24	13	10	16
Decline	8	12	15	10	15	10	8	10	10
No Change	13	4	5	13	6	5	2	1	2
No of Reviews where change was required	39	33	37	37	37	39	23	21	28
No Change Required	0	6	2	2	2	0	16	18	11

Figure 16:



- In contrast to the review results from quarter 3, the most progress in quarter 4 was made in the area of Occupying Time & Fulfilling Goals with 62% of users reporting progress in this area. .
- 46% of service users reported progress with their substance misuse, with 33% stating they had made no change in this area.
- With offending, 48% of service users reported progress however exactly the same proportion stated a decline.
-