

Moray Alcohol and Drug Partnership

Quarter 3 2017/18

Author: Suzanne Wilson
Last Updated: 16/02/2018



Contents

1 Introduction	Page 3
2 Health; People are healthier and experience fewer risks as a result of alcohol or drug use	Page 3
3 Prevalence; Fewer adults and children are drinking or using drugs at levels or patterns that are damaging to themselves or others	Page 4
4 Recovery; Individuals are improving their health, well-being and life chances by recovering from problematic drug and alcohol use	Page 4
5 Families; Children & family members of people misusing alcohol and drugs are safe, well supported and have improved life chances	Page 5
6 Community Safety; Communities and individuals live their lives safe from alcohol and drug related offending and ASB	Page 6
Figure 1: Serious Assaults inv Alcohol Figure 2: Common Assaults inv Alcohol Figure 3: Rowdy Behaviour inv Alcohol Figure 4: Domestic Abuse Incidents inv Alcohol Figure 5: Drink Driving Figure 6: Accidental Dwelling Fires inv substance misuse	
7 Local Environment; People live in positive, health promoting local environments where alcohol and drugs are less readily available	Page 9
Table 1: Discarded Needles Figure 7: Discarded Needles Totals 2016/17 & 2017/18	
8 Services; Alcohol and drugs prevention, treatment and support services are high quality, continually improving, efficient, evidence based and responsive, ensuring people move through treatment into sustained recovery	Page 10
9 Quarter 3 2017/18; New Service Users	Page 11
Figure 8: Age Group/Gender Figure 9: Source of Referral Figure 10: Substance Misused Figure 11: Living Situation Figure 12: Triggers for Substance Misuse	
10 Quarter 3 2017/18; Recovery Outcome Tool Reviews	Page 14
Figure 13: Quarter 3 2017/18 – Reviews where change was required	

1 Introduction

This report follows the objectives of the Moray ADP Delivery Plan 2015-2018. It will focus on local milestones due to be reported on a quarterly basis however additional information has been included for some annual milestones where required. Section 9 covers the current caseload of Alcohol & Drug Services in Moray and should allow for any significant trends or emerging issues to be identified.

Data used within this report has been collated from a variety of sources including; the three main support services in Moray (via the Drug & Alcohol Assessment Form), Recovery Outcome Tool reviews, Scottish Drug Misuse Database (SDMD), NHS, Police Scotland and Scottish Fire & Rescue Services.

The Moray ADP Delivery Plan and associated actions are currently under review with a new plan expected to be in place for the period 2018-2021 by April 2018.

2 Health; People are healthier and experience fewer risks as a result of alcohol or drug use

Milestone	Q1 2017/18	Q2 2017/18	Q3 2017/18	Q4 2017/18	Comment
Increase the number of Naloxone Training Sessions delivered in Moray by 5%	2	10	40		
Decrease the number of times Naloxone has been administered by the Scottish Ambulance Service, A&E Staff and Service Users in Moray.	4 (SAS only) Naloxone Kits supplied - 2 (1 being a resupply)	7 (SAS only) Naloxone Kits supplied - 10 (6 being a resupply)	15(SAS only) Naloxone Kits supplied – 36 (24 being a resupply)		Since 2013/14, data has been sourced for this milestone from the Scottish Ambulance Service. It should be noted that the milestone also states Naloxone usage by A&E Staff and Service Users but no data is available for this. On 26 September 2017, approval was given, at a meeting of the Moray Alcohol & Drug Partnership, for the data source to be reviewed and the milestone amended for the Delivery Plan 2018-2021 to ' <i>Promote the use of Naloxone and measure how often this is administered by Scottish Ambulance Service, A&E Staff and Service Users in Moray</i> '. Amending the wording of this milestone is in line with Scottish Government guidance and forthcoming policy as use of Naloxone is an important part of reducing drug related deaths.
Decrease the percentage of Accidental Dwelling Fires where substance misuse was a contributory factor	0%	0%	0%		For the third consecutive quarter, SFRS have reported there were no Accidental Dwelling Fires relating to substance misuse in Moray.

Increase the proportion of service users reporting an increase in healthy relationships	50%	0%	56%		Data for this indicator covers progress made in the area of Relationships. During quarter 3, of 9 reviews undertaken, 5 service users noted progress within the area of Relationships.
Increase the proportion number of clients reporting improved mental health	80%	0%	44%		Data for this indicator covers progress made in the area of Mental Health & Emotional Wellbeing. During quarter 3, of 9 reviews undertaken, 4 service users noted progress within this area.
Increase the number of alcohol brief interventions (ABIs) delivered in accordance with the HEAT Standard guidance	N/A	N/A	N/A		Reported annually.
Prepare the 2018/19 workforce development plan based on, and following the review of the 2017/18 plan and training	N/A	N/A	N/A		Completed for 2017/18.

3 Prevalence; Fewer adults and children are drinking or using drugs at levels or patterns that are damaging to themselves or others

All milestones within the Prevalence objective of the 2015-2018 MADP Delivery Plan are reported on an annual basis.

4 Recovery; Individuals are improving their health, well-being and life chances by recovering from problematic drug and alcohol use

Milestone	Q1 2017/18	Q2 2017/18	Q3 2017/18	Q4 2017/18	Comment
Reduction in the proportion of drug and alcohol service clients who are homeless or identified as homeless	60%	N/A	56%		Data for this indicator covers progress made in the area Housing & Independent Living. For the MADP Delivery Plan 2018-2021, wording will be amended to link in with the data reported. During quarter 3, of 9 reviews undertaken, 5 service users noted progress within the area of Housing & Independent Living.
Increase the number of active mutual aid groups in Moray	15	15	15		At the end of quarter 3 2017/18, there were 15 active mutual aid groups in Moray; 12 AA groups, 2 Al-Anon and 1 NA group. The availability of these groups has remained relatively static since the 2015-18 MADP Delivery Plan was introduced however these groups are external to the work undertaken by the ADP.
Increase the percentage of Service Users who reported progress at 3,6 and 12 months	N/A	N/A	N/A		Due to current recording methods, progress at 3, 6 and 12 months is not easily identifiable. It is likely that due to the implementation of DAISy in April 2018, reporting methods will change allowing progress at key stages to be clearer.
Increase the number of Active Recovery Champions in Moray	13	13	13		Currently there are 13 Recovery Champions active in Moray; more than double that recorded in 2013/14. These posts ensure positive role models are available to service users in Moray providing extra support and guidance where needed.

Increase the proportion of clients reporting an increase in improved social networks	60%	N/A	N/A		On 01 July 2017, the Moray Alcohol & Drug Partnership moved from Outcome Star to the Recovery Outcome Tool as a means of recording the progress of Service Users in 10 key areas. However none of these key areas cover the Social Network of a service user.
--	-----	-----	-----	--	---

5 Families; Children & family members of people misusing alcohol and drugs are safe, well supported and have improved life chances

Milestone	Q1 2017/18	Q2 2017/18	Q3 2017/18	Q4 2017/18	Comment
Increase the number of contacts with Scottish Families with Scottish Families affected by drugs helpline	0	3	0		From the recent SFAD report, 3 contacts were made to the service in Q2. All calls related to a family member (Parent x 2 and Sibling x 1) looking for assistance for a loved one. No contact was made to the service from Moray during Q3. On 26 September 2017 at a meeting of the Moray Alcohol & Drug Partnership, approval was given to remove this milestone from the MADP Delivery Plan 2018-2021.
Decrease the number of Domestic Abuse incidents and number where the perpetrator was under the influence of alcohol or drugs	36%	30%	40%		Data available from Police Scotland covers crimefiles raised that relate to incidents of Domestic Abuse where alcohol was noted as a factor and is not specifically relating to the perpetrator. The wording of this milestone should be amended for the Delivery Plan due in 2018 to reflect the data currently available.
Decrease the number of children in the Child Protection Register where Substance misuse was a factor	N/A	N/A	N/A		On 26 September 2017 at a meeting of the Moray Alcohol & Drug Partnership, approval was given for this milestone to be amended to an annual return for data only.
Decrease the % of Children referred to the Children's Reporter for having misused alcohol or drugs	N/A	N/A	N/A		Data is not available for this milestone and it has been agreed that it will be removed from the MADP Delivery Plan 2018-2021.
Increase the number of families reporting that they have a drug and alcohol problem and are offered support through pregnancy	Referrals received: 1	Referrals received: 2	Referrals received: 1		Data was provided for both quarters 2 & 3. During quarter 2, 8 referrals were received by the Parental Substance Misuse Pregnancy & Early Years' Service. 2 of these referrals related to unborn children. In quarter 3 only 1 referral was received. This was in relation to an unborn child.
Increase the number of families reporting that they have a drug and alcohol problem are offered support through the early years of parenthood	Referrals received: 1	Referrals received: 6	Referrals received: 0		During quarter 2, 8 referrals were received by the Parental Substance Misuse Pregnancy & Early Years' Service. 4 referrals were for children aged under 5 with a further 2 relating to children aged over 5. In quarter 3 only 1 referral was received. This was in relation to an unborn child.
Increase the number of family members offered an intervention as a carer (Including Significant Others)	N/A	N/A	N/A		On 26 September 2017 at a meeting of the Moray Alcohol & Drug Partnership, approval was given for this milestone to be amended to an annual return for data only.

Decrease percentage of 13 and 15 year-olds (taking part in 2-yearly SALSUS survey) who said they had drunk alcohol in the week prior to the survey.	N/A	N/A	N/A		Reported annually.
Increase percentage of 13 and 15 year-olds (taking part in 2-yearly SALSUS survey) who said they had never used drugs.	N/A	N/A	N/A		Reported annually.
Decrease the percentage of 13 and 15 year olds taking part in the SALSUS who have said they had taken an illicit drug in the week prior to the survey.	N/A	N/A	N/A		Reported annually.
Reduce the number of children and young people (0-19) years presenting at Dr Gray's Hospital with alcohol or drugs as a primary or secondary factor.					This indicator has been included in the Moray Children's Service Plan 2017-2020. At the Children and Young People sub-group on the 14/02/2018, it was agreed enquiries were to be made with NHS Health Intelligence regarding obtaining the data required to report on this correctly.

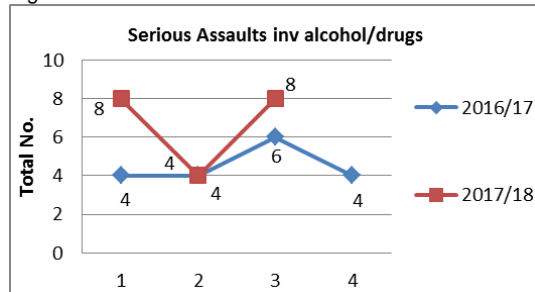
6 Community Safety; Communities and individuals live their lives safe from alcohol and drug related offending and ASB

Milestone	Q1 2017/18	Q2 2017/18	Q3 2017/18	Q4 2017/18	Comment
Reduction in the number of cases of vandalism (or malicious mischief), breach of the peace, assault, or antisocial behaviour	25%	25%	21%		Previous data reported for this milestone related to the total number of incidents that involved alcohol. During Q3, 83 incidents involved alcohol out of a total of 389.
Increase the number of Community Payback Orders issued where alcohol and drug treatment required and proportion that are successfully completed.	N/A	N/A	N/A		On 26 September 2017 at a meeting of the Moray Alcohol & Drug Partnership, approval was given for this milestone to be removed from the MADP Delivery Plan 2018-2021
Decrease the number of Drink/Drug Driving offences	37	25	33		Total YTD – 95 (2016/7 YTD – 76)
Decrease the number of drinking in a designated place charges	0	0	0		
Increase the co-ordination implementation and evaluation of Drug Testing and Treatment Orders	N/A	N/A	N/A		On 26 September 2017 at a meeting of the Moray Alcohol & Drug Partnership, approval was given for this milestone to be removed from the MADP Delivery Plan 2018-2021
Co-ordination, implementation and evaluation of Anti-Social Behaviour Orders	2	0	0		Data reported relates to the number of referrals considered by the ASBO panel during the quarter.
Increase the number of drink driving programmes and campaigns carried out by Roads Policing in Moray	N/A	N/A	N/A		On 26 September 2017 at a meeting of the Moray Alcohol & Drug Partnership, approval was given for this milestone to be removed from the MADP Delivery Plan 2018-2021
Increase in the number of recorded controlled drugs supply charges in comparison to established baseline by 5%	17	15	6		Total YTD – 38 (2016/17 YTD – 36)
Increase in the number of recorded controlled drugs	99	115	74		Total YTD – 288 (2016/17 YTD – 256)

possession charges in comparison to established baseline by 5 %					
--	--	--	--	--	--

The Community Safety Hub Monthly Tasking & Co-ordinating meeting covers performance information for the main objectives of the Community Safety Strategy, this includes various Community Safety offences and issues involving alcohol. Data to the end of quarter 3 2017/18 is noted below;

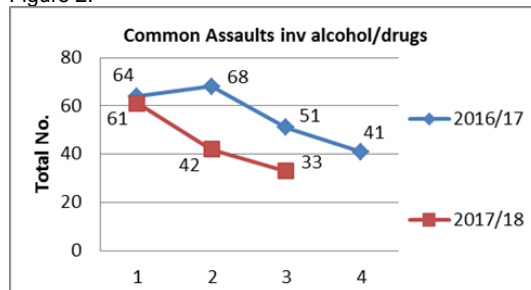
Figure 1:



2014/15 – Total 16
 2015/16 – Total 17
 2016/17 – Total 18
 2017/18 – Total 20

Proportion of Serious Assaults involving Alcohol/Drugs:
 2014/15 – 53%
 2015/16 – 43%
 2016/17 – 40%
 2017/18 – 50%

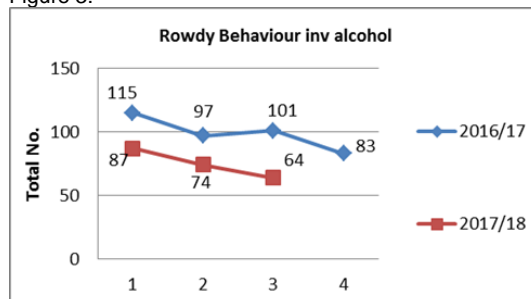
Figure 2:



2014/15 – Total 283
 2015/16 – Total 232
 2016/17 – Total 224
 2017/18 – Total 136

Proportion of Common Assaults involving Alcohol/Drugs:
 2014/15 – 30%
 2015/16 – 23%
 2016/17 – 21%
 2017/18 – 19%

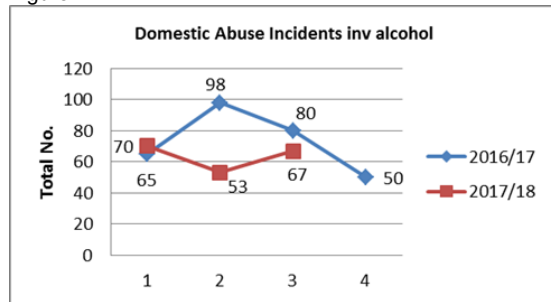
Figure 3:



2014/15 – Total 282
 2015/16 – Total 324
 2016/17 – Total 396
 2017/18 – Total 225

Proportion of Rowdy Behaviour involving Alcohol/Drugs:
 2014/15 – 47%
 2015/16 – 45%
 2016/17 – 46%
 2017/18 – 38%

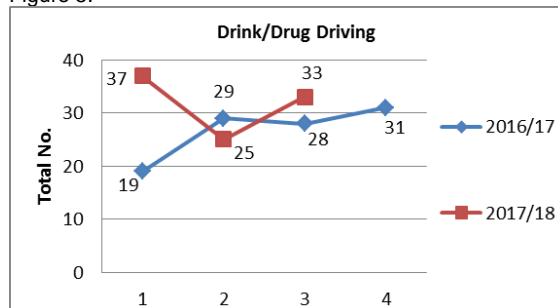
Figure 4:



2014/15 – Total 316
 2015/16 – Total 364
 2016/17 – Total 293
 2017/18 – Total 190

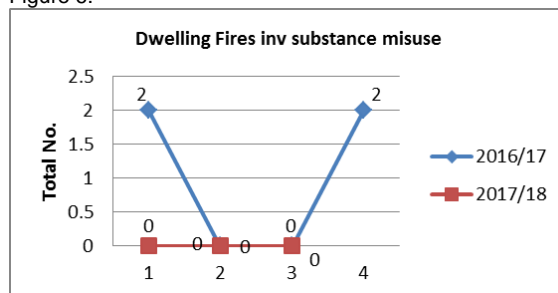
Proportion of Domestic Abuse incidents involving Alcohol/Drugs:
 2014/15 – 42%
 2015/16 – 50%
 2016/17 – 40%
 2017/18 – 35%

Figure 5:



2014/15 – Total 137
 2015/16 – Total 117
 2016/17 – Total 107
 2017/18 – Total 95

Figure 6:



2014/15 – Total 11
 2015/16 – Total 3
 2016/17 – Total 4
 2017/18 – Total 0

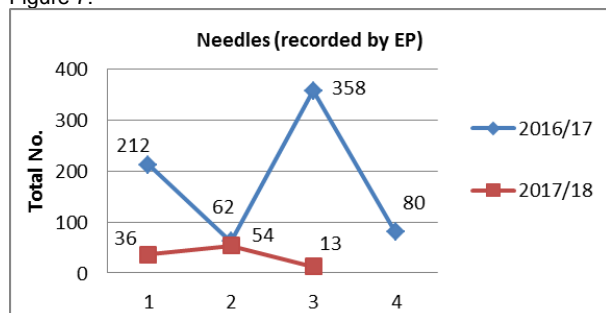
7 Local Environment; People live in positive, health promoting local environments where alcohol and drugs are less readily available

Milestone	Q1 2017/18	Q2 2017/18	Q3 2017/18	Q4 2017/18	Comment
Reduction in the number of needles found by Lands and Parks in Moray	36	54	13		The number of discarded needles recorded by Environmental Protection has decreased considerably during quarter 3. Environmental Protection have confirmed no changes have been made to how this information is recorded and the data is correct.
Increase the number of needles exchanged in Moray	N/A	N/A	N/A		Data regarding the number of needles exchanged in Moray is not available. Only the number of needles distributed is collected by the NHS pharmacy service. On 26 September at a meeting of the Moray Alcohol & Drug Partnership, it was agreed the wording of this milestone should be changed for the MADP Delivery Plan 2018-2021, to reflect the current needle exchange contract.

Table 1:

Date	Month	Quart	Dept	Town/Road	Area	Location	Total Found	Needles	Syringes	Used	Unused
11/10/2017	October	3	Collection	Keith		Rufus Park (Toilets)	13	✓	✓		✓

Figure 7:



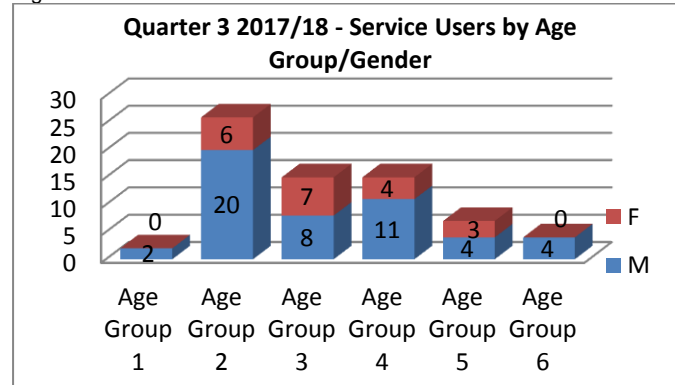
2014/15 – Total 508
 2015/16 – Total 1367 (inc 300 found at CPB)
 2016/17 – Total 712
 2017/18 – Total 103

8 Services; Alcohol and drugs prevention, treatment and support services are high quality, continually improving, efficient, evidence based and responsive, ensuring people move through treatment into sustained recovery

Milestone	Q1 2017/18	Q2 2017/18	Q3 2017/18	Q4 2017/18	Comment
Reduce the number of people waiting more than three weeks between referral to a specialist drug and alcohol service and commencement of treatment	1	0	0		From the Waiting Times report on the Scottish Drug Misuse Database, all new Service Users began treatment within 3 weeks.
Number of treatments drug and alcohol service clients receive at 3 month and 12 month follow-up (and annually after that)	5	1	9		Within the MADP Annual Report, previous data provided for this milestone has covered the number of service users receiving a review and <u>not</u> the number of treatments given at 3 & 12 months.
Demographic breakdown of service users in Moray by Sex, Postcode, Age and Ethnicity	-	-	-		See section 9, Figure 8 – Service Users by Age Group/Gender.
Breakdown of service users in Moray by type of substance misused e.g. alcohol, illegal drugs or legal drugs	-	-	-		See section 9, Figure 10 – Service Users by Substance Misused.
Number of clients in specialist services in Moray	463	496	487		Figure obtained via SDMD Waiting Times (Active Clients) report and covers the number of active clients recorded on the last day of each quarter.
Reduce the number of unplanned discharges from the Recovery Orientated System of Care in Moray by 10% by 2018	52	51	58		Figure obtained via SDMD Waiting Times (Number of Removals – Unplanned Discharges) report
Increase the number of planned discharges from the Recovery Orientated System of Care who are free from problematic alcohol or other drug use by 10% by 2018	43	39	40		Figure obtained via SDMD Waiting Times (Number of Removals – Planned Discharges) report. 29 – planned discharge (received required support) 11 – planned discharges (referred to other service)

9 Quarter 3 2017/18; New Service Users

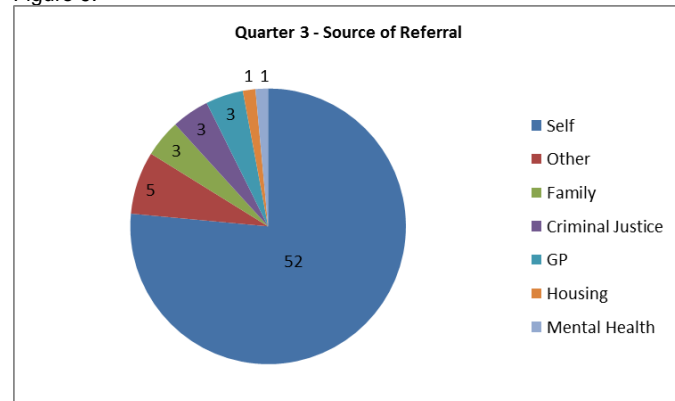
Figure 8:



- From information supplied by Moray Alcohol & Drug Services, 69 people are recorded as having a first assessment during quarter 3. This is the lowest number of first assessments recorded in 2017/18; 25% less than quarter 2 and 20% less than quarter 1. However it is similar figure to the number of first assessments undertaken during quarter 3 2016/17 (71).
- A larger proportion of service users were male during quarter 3; (71%) compared to female (29%).
- 2 service users were aged 17 on attending their first assessment.

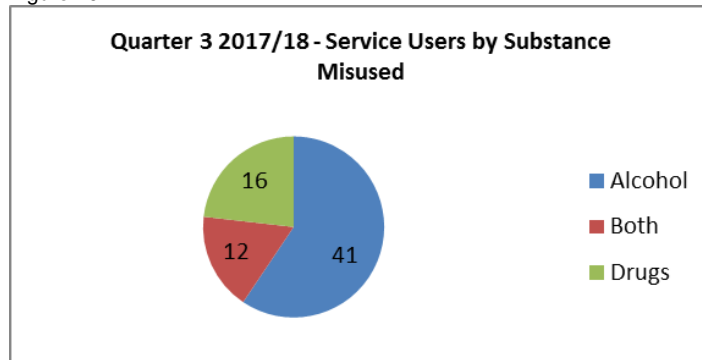
Age Group	Age Range
1	17 & under
2	18-30
3	31-40
4	41-50
5	51-60
6	61 +

Figure 9:



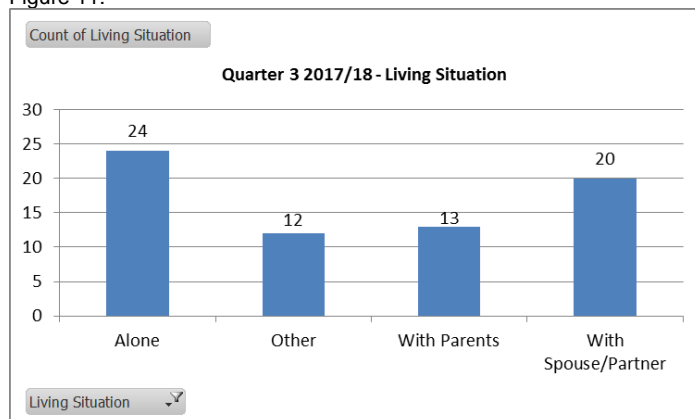
- Similar to quarters 1 & 2, the majority of those undertaking a first assessment in quarter 3 self-referred to the service.
- In a change to previous quarters however, a decrease was noted with the number of referrals received from GPs (13 in quarter 2 to just 3 in quarter 3) and there were no referrals received from either Primary Care providers or the Prison Service.

Figure 10:



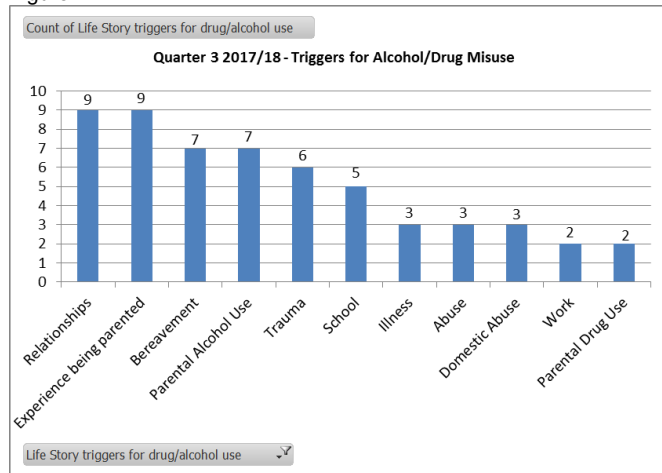
- For the third consecutive quarter, alcohol has been the most common substance being misused by service users. Of the 41 service users stating they misused alcohol, the majority (66%) stated they drank spirits or wine. 16 (39%) stated they drank on a daily basis.
- The proportion of service users misusing only drugs has fallen steadily during 2017/18; from 28% in quarter 1 to 23% in quarter 3. Of the 16 service users misusing drugs, 7 (44%) stated they use cannabis, while cocaine and heroin was noted by 4 service users each (25% each).
- All 4 service users noted as misusing heroin, did so on a daily basis. Spend on heroin was given as being between £20.00 and £60.00 per day. One heroin user stated they began using drugs at the age of 11, although it's not stated which drugs.

Figure 11:



- 24 (35%) of service users live alone.
- A significant amount of new service users (78%) stated they had no worries in relation to their living situation.

Figure 12:



- 56 of the 69 new service users in quarter 3 provided details of what they believed had triggered their substance misuse problems.
- Relationships and experience being parented were the most common triggers given for substance misuse.

10 Quarter 3 2017/18; Recovery Outcome Tool Reviews

On 01 July 2017, the Moray Alcohol & Drug Partnership moved from Outcome Star to the Recovery Outcome (RO) Tool. The RO tool was developed as a key component of the Drug & Alcohol Information System (DAISy) with the aim of providing a consistent and comparable picture of recovery for drug and alcohol service users across Scotland. This tool, which will be mandatory for all ADPs from April 2018 when the DAISy system goes live, tracks the progress of Service Users over 10 key areas;

Data item	Definition
Substance Use	Overall stage of recovery in Substance Misuse.
Self-care & Nutrition	Overall stage of looking after self, including diet and nutrition, personal hygiene, fitness, personal safety and being able to keep appointments.
Relationships	Overall score for relationships with child(ren), partner, family, friends, including isolation, stability, and involvement in recovery communities, wider social networks, and safety in these relationships.
Physical Health & Wellbeing	Overall score for physical health, including Blood Borne Viruses (BBVs), wound care, sexual & reproductive health (for males and females), circulatory and respiratory health, chronic pain, recent overdose events, nerve damage, keeping medical appointments and taking medication as prescribed.
Mental Health & Wellbeing	Overall score for mental and emotional wellbeing, including coping skills, stress, anger management, establishing boundaries, sleep routines, trauma, alcohol related brain damage (ARBD), head injuries, self-worth, personal resilience, outlook/maturity, keeping appointments and taking medication as prescribed.
Occupying Time & Fulfilling Goals	Overall score for occupying time and fulfilling personal goals such as employability, training, education, employment, volunteering, personal values and beliefs, dreams and aspirations, and enjoyment.
Housing & Independent Living	Overall score for housing and independent living, including safe, secure and appropriate accommodation, anti-social behaviour, tenancy care, rent (see also Money Matters), housing applications, necessary furnishings, living with family or in a shared living space. (NB. This outcome may not be applicable for those currently in prison or long term residential/hospital care with more than 6 months before returning home or to the community.)
Offending	Overall score for offending activity, including frequency and severity of offending, engaging with rehabilitation work, through care plan (if appropriate), complying with any court/bail orders. Offending would include any of the following: involvement in drug supply/possession, shop lifting, theft/burglary, involvement in prostitution, drink driving, drug or alcohol aggravated assault, unpaid fines, etc. (NB. Individuals with no offending activity would have an outcomes score of 10.)
Money Matters	Overall score for individual's financial situation being under control, including bank accounts, paying bills fully/on time, payments for rent and related utilities (e.g. electricity/gas/telephone), budgeting, welfare benefits issues (applications, appeals, sanctions, appointments), utilising money advice and advocacy, financial stress and accessing support such as food banks and Credit Unions.
Children	Overall score for child wellbeing and parenting, including individual's parenting skills, contact with child(ren), child practical, emotional and physical wellbeing, child's plan, child(ren)'s school attendance, complying with any children and family social work involvement and/or children's hearing system requirements. (NB. This outcome is applicable for those with dependent children or child contact arrangements, where the children are under the age of 16 years, or living in a home where for example a partner's children live or visit.)

Between 01 October and 31 December 2017, progress reviews were undertaken with 9 service users using the new system. Figure 13 below highlights the results noted for each area during these reviews.

- Only 1 service user was required to make a change in the area relating to Children however no change was reported.
- The areas where the most progress was made were Housing & Independent Living and Relationships with 5 service users reporting progress in each of these areas.
- 5 of the 9 service users reviewed made no change in relation to their Substance Misuse.
- The biggest decline was with Occupying Time & Fulfilling Goals where 4 service users recorded a decline in this area.

Figure 13:

