

Moray Alcohol and Drug Partnership

Service User Report Quarter 4 2016/17

**Author: Suzanne Wilson
Last Updated:**



Contents

1 Introduction	Page 3
2 Data	Page 3
3 Alcohol & Drug Outcome Star	Page 4
4 Service Users - Overview	Page 4
Table 1 – Service Users	Page 4
5 Waiting Times (1st Treatment)	Page 5
Table 2 – Waiting Times (1 st Treatment)	Page 5
6 Service Users – Profile Information	Page 6
Figure 1 – Gender of Service Users	Page 6
Figure 2 – Age Group of Service Users	Page 6
Figure 3 – Substance Misused	Page 7
Figure 4 – Ethnicity of Service Users	Page 7
Figure 5 – Service Users with contact with children	Page 8
Figure 6 – Location of children	Page 8
Figure 7 – Postcodes of Service Users	Page 9
Appendix 1 - Alcohol & Drug Outcome Star (last 5 quarters)	

1 Introduction

This report aims to provide a breakdown of service users within the three main Moray Alcohol & Drug Services to the end of 31 March 2017 (quarter 4 2016/17).

This report will cover Alcohol & Drug Outcome Star reviews, waiting times, service user's ethnicity, age, substance misused and the numbers of users who have contact with their children. The home postcodes of service users have also been identified to highlight hotspot areas for those accessing services.

During a review of all data collated by the Moray Alcohol & Drug Partnership, a recommendation was made for the Service User Report to be reviewed to ensure content is fit for purpose and to allow better analysis of any emerging trends and issues. It is anticipated that this review will be completed by the end of 2016/17 with an updated Service User Report layout in place for 2017/18.

2 Data

Data used within this report has been obtained from Alcohol & Drug Outcome Star, the Scottish Drug Misuse Database (SDMD) and collated from the three main support services (Moray Drug and Alcohol Team -NHS, Moray Social Work Addiction Team and Arrows) via the Drug & Alcohol Assessment Form.

3 Alcohol & Drug Outcome Star

- 55 reviews were undertaken during quarter 4, the highest number in the last 5 quarters.
- The 'No Change Required' section shows a high percentage of service users did not have issues with Offending or Accommodation.
- Looking at the last 5 quarters, quarter 4 2016/17 is the first that has recorded those with 'No Change Required' for Alcohol Use as higher than that for Drug Use.
- During quarter 4, most progress has been made by Service Users with Community, Meaningful Use of Time and Emotional Health. However these three areas also feature as the highest when looking at recorded declines.

See Appendix 1 for a full breakdown of Alcohol & Drug Outcome Star data for the last 5 quarters.

4 Service Users – Overview

For an overview of all service users engaged with Moray Alcohol & Drug Services, data was collated from the Waiting Times reports of the Scottish Drug Misuse Database (SDMD) and from information held by Moray Alcohol & Drug Partnership.

- During quarter 4 2016/17, 100 service users were discharged from Moray Alcohol & Drug support. This includes 9 people who were also recorded as receiving a first assessment during quarter 4.
- On the SDMD database, 93 referrals are recorded as being received during quarter 4 for Moray Alcohol & Drug Services. Data held by Moray Alcohol & Drug Partnership shows the number of recorded 1st assessments as 82.

Table 1: Service Users

	2015/16	2016/17			
	Q4	Q1	Q2	Q3	Q4
No of service users closed to MADP Services*	52	74	83	52	100
No of referrals received for MADP Services^	75	94	82	71	93
No of active service users engaged in MADP Services at the end of the quarter^	489	507	538	561	460

Data obtained from various Waiting Times Reports, Scottish Drug Misuse Database (SDMD)^ and Moray Alcohol & Drug Partnership*

Data for the No. of service users closed to MADP Services and the No. of active service users at the end of the quarter have been updated and therefore will not be consistent with previous Service User reports.

5 Waiting Times (1st Treatment)

Data within table 2 below is taken from the “Clients waiting 3 weeks or less for treatment” report on the Scottish Drug Misuse Databse. The total number of clients recorded on this database as receiving 1st treatment in quarter 4 is 97. This figure is likely to differ from the 82 noted by MADP in section 4 as receiving a 1st assessment due to the double recording of service users on the SDMD database. On this database, service users receiving treatment in relation to both alcohol and drugs are counted twice.

Table 2: Waiting Times (1st Treatment)

Q4 2016/17		Total Service Users (1st Treatment)	Service users waiting less than 3 weeks (1st Treatment)	Service users waiting more than 3 weeks (1st Treatment)
Moray Drug & Alcohol Team	Alcohol	11	11	0
	Drugs	7	7	0
	Total	18	18	0
	%		100%	0%
Moray Social Work Addiction Team	Alcohol	3	3	0
	Drugs	2	2	0
	Total	5	5	0
	%		100%	0%
Quarriers	Alcohol	57	57	0
	Drugs	17	17	0
	Total	74	74	0
	%		100%	0%
Total Clients Receiving 1st Treatment in Quarter 4		97	97	0
	%		100%	0%

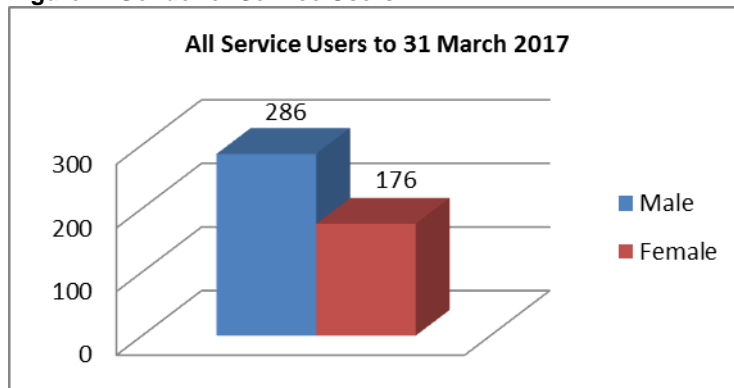
Data obtained from the Waiting Times (Clients waiting 3 weeks or less for treatment) Report - Scottish Drug Misuse Database

6 Service Users - Profile Information

Information on the profile of service users to 31 March 2017 has been taken from the Moray Alcohol & Drug Partnership SSA Log. It should be noted that the total active service users recorded on this log is 462 – 2 more than the number recorded on the SDMD website and noted in Table 1.

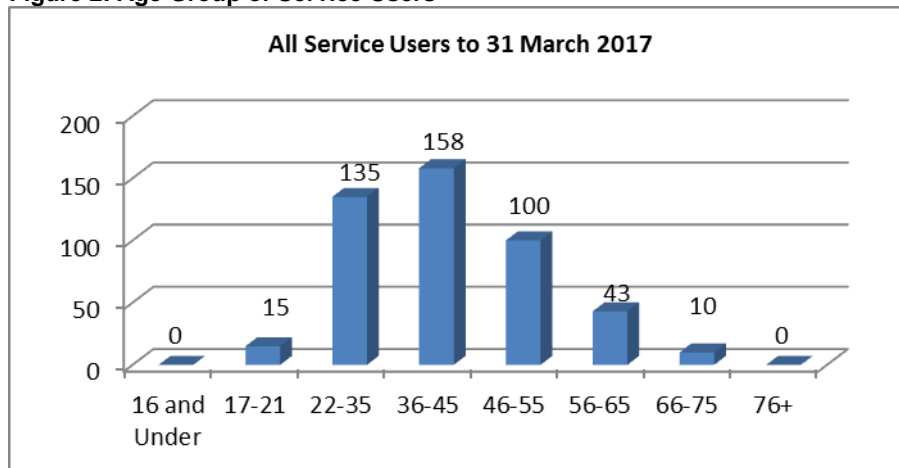
- At the end of quarter 4 2016/17, 286 (62%) of service users were male while 176 (38%) were female. This is a slight change to the proportions noted in quarter 3 with females now making up 3% more of the active service users.

Figure 1: Gender of Service Users



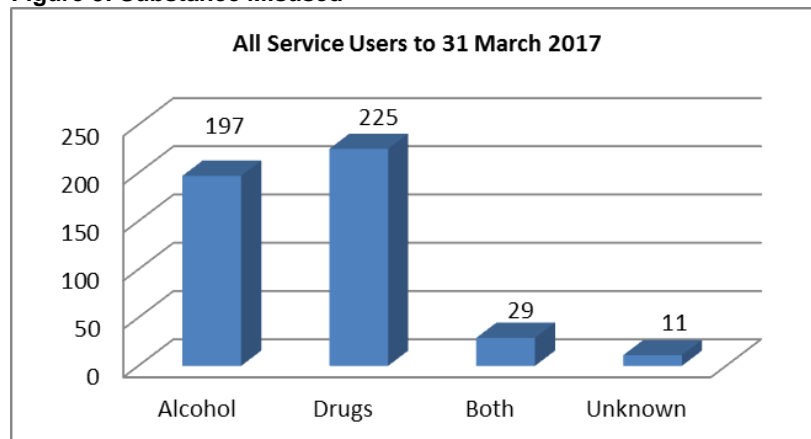
- At the end of quarter 4 2016/17, the age of 1 service user was unknown. Of the 461 where information was available, the highest number of service users 158 (34%) fell within the 36-45 age group. This is a change from quarter 3 when most users (32%) were within the 22-35 age group.

Figure 2: Age Group of Service Users



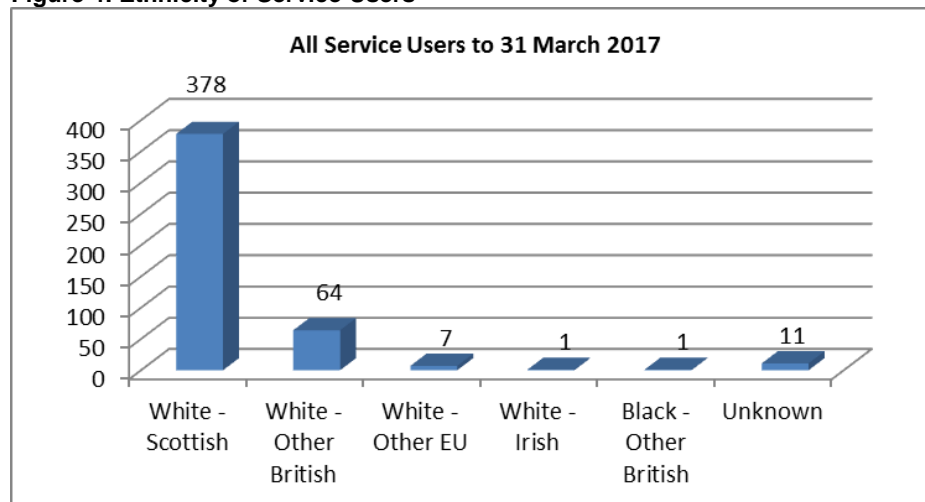
- For the first time since quarter 3 2015/16, more service users have stated they require help with drugs compared to alcohol; 225 (49%) for drugs against 197 (43%) for alcohol.
- 29 service users (6%) are seeking help for the misuse of both alcohol and drugs, a fall of 2% from the previous quarter.

Figure 3: Substance Misused



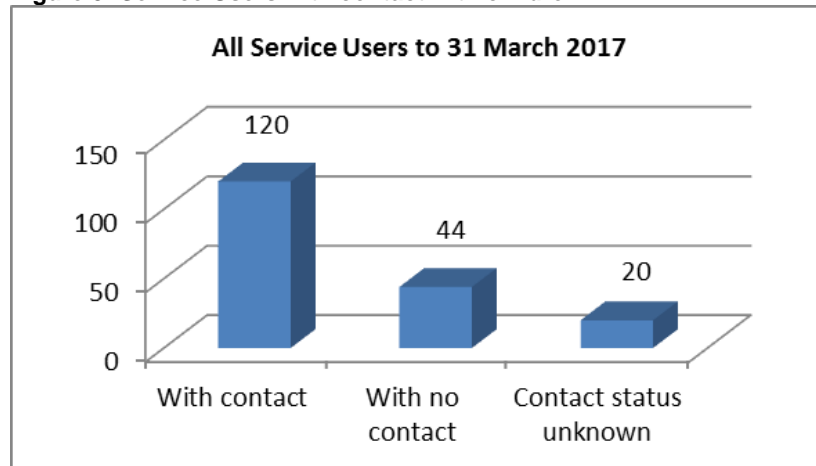
- The ethnicity of the majority of service users remains White – Scottish at 82%.
- On the information held by MADP, there are 11 service users with ethnicity information missing.

Figure 4: Ethnicity of Service Users



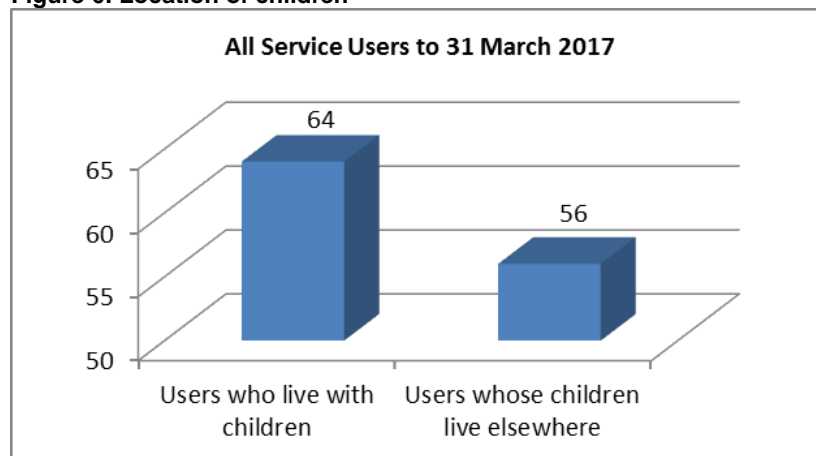
- Of the 462 service users recorded on the Moray Alcohol & Drug Partnership SSA Log to the end of quarter 4, 184 (40%) are noted as having children.
- For 24 service users there is no information recorded on whether they have children or not.
- Of the 184 service users with children, 120 (65%) have contact of some description. 44 (24%) are noted as having no contact while the contact status of 20 (11%) is unknown.

Figure 5: Service Users with contact with children



- Of the 120 service users stating they had contact of some description with their children, 64 (53%) are noted as living with their children while 56 (47%) have children living elsewhere. This is the first quarter where service users with contact and who live with their children has been higher than those whose children live elsewhere.

Figure 6: Location of children



- In previous quarters, the IV30 1JP postcode (supported accommodation run by SACRO at Guildry House, Elgin) has been the most common postcode amongst service users. At the end of quarter 4, only 4 users are noted as living at this location, a fall of 6 from quarter 3.
- 8 service users live at Ernest Hamilton Court, Elgin (IV30 4GH) and at the Royal Hotel, Forres (IV36 1EL); the same number recorded at each in quarter 3.
- 6 service users live at Covesea Road, Elgin (IV30 4JX). Covesea Road is the site of Young Person's accommodation run by SACRO. Looking at the actual address information, only two service users are likely to stay in the supported accommodation block.
- IV30 4BX and IV30 4BU are both within the Kingsmills area therefore a total of 10 services users live within that area of Elgin at the end of quarter 4.
- Other areas noted with repeat postcodes at the end of quarter 4 are:
 - AB55 5FT – Nelson Court, Keith
 - AB55 5AH – Mid Street, Keith
 - IV30 6FS – Jamieson Drive, Elgin
 - AB56 1NF – Douglas Crescent, Buckie

Figure 7: Postcodes of Service Users

