

# **Moray Alcohol and Drug Partnership**

## **Service User Report Quarter 1 2016/17**

**Author: Suzanne Wilson  
Last Updated: 17/08/2016**



## 1.1 Introduction

This report aims to provide a breakdown of those accessing Moray Alcohol & Drug Services during Quarter 1 2016/17. Information is also included for quarter 1-4 of 2015/16 for comparison purposes.

Data analysed includes the Alcohol & Drug Outcome Star, waiting times, service user's ethnicity, age, type of substance misused and the numbers of users who have contact with their children. The home postcodes of service users have also been identified to highlight hotspot areas for those accessing services.

## 1.2 Method

The data for this report has been collated directly from Moray Alcohol & Drug Services via the Service Reporting Sheet, completed by the service user and assessor during the first assessment or subsequent reviews.

The following MADP services have contributed to this report:

- Moray Drug and Alcohol Team – NHS
- Moray Social Work Addiction Team
- Arrows - Quarriers
- MADP Support Team

## 2.1 Alcohol Outcomes Star Data

Q1 2016/17 (23 Reviews)	Progress	No Change	No Change Required	Decline
Alcohol Use	9	4	4	6
Physical Health	6	3	3	11
Meaningful use of Time	10	3	2	8
Community	9	8	1	5
Drug Use	4	2	12	5
Emotional Health	8	7	2	6
Offending	6	1	11	5
Accommodation	5	3	9	6
Money	8	3	5	7
Family & Relationships	8	2	4	9

NB: No change required means the service user has scored 10 on that point of the Alcohol and Drug Outcome Star; showing they can manage without help from the service.

Community	5	2	1	6
Drug Use	2	0	9	3
Emotional Health	5	4	1	4
Offending	2	1	8	3
Accommodation	5	0	6	3
Money	6	2	2	4
Family & Relationships	5	2	3	4

MADP Services	18	12	27	29*	48
No of service users receiving a first assessment in MADP Services	74	52	67	75	94
No of service users engaged in MADP Services	451	469	506	587	611

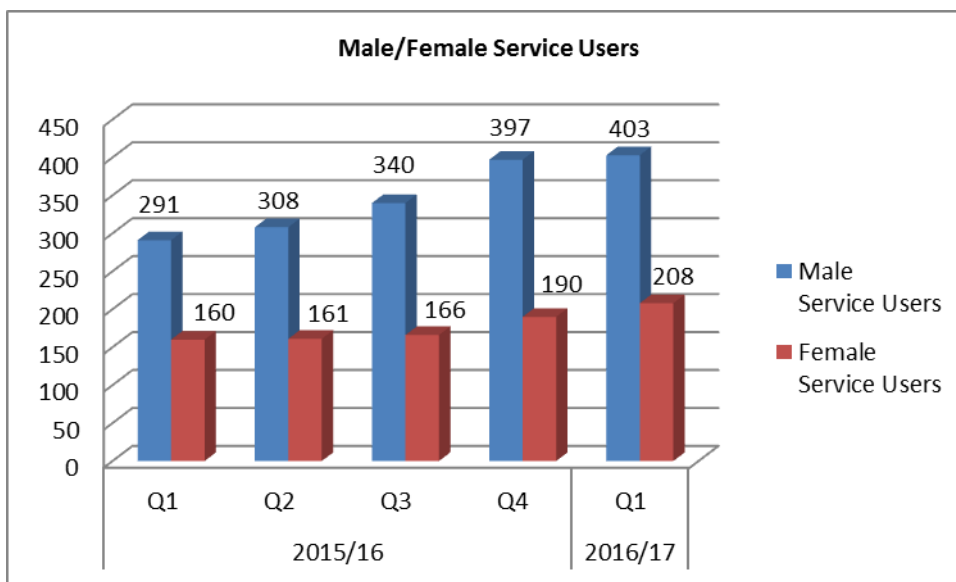
\*Due to updated information; data for Q4 2015/16 has been amended from the 18 previously published in the Q4 2015/16 Service User report.

- During quarter 1 2016/17, 94 service users received a first assessment with MADP services, an increase of 20 when compared to the same quarter the previous year.
- 8 of these users receiving a first assessment were also discharged during quarter 1 2016/17 and are therefore included in the 48 clients closed to MADP services.
- The number of service users increased by 24 (4%) between quarter 4 2015/16 and quarter 1 2016/17.

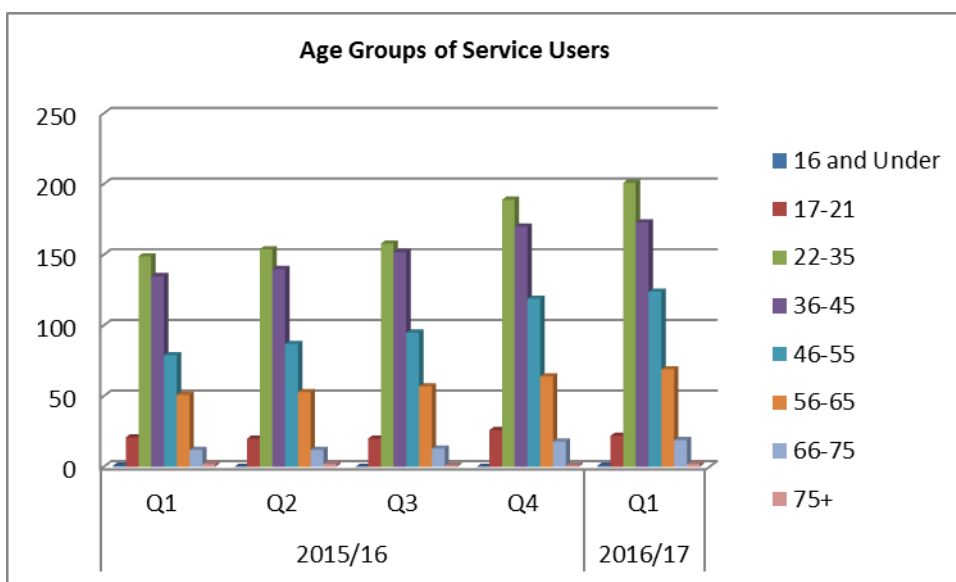
Q1 2016/17		Total Service Users	Service users waiting less than 3 weeks	Service users waiting more than 3 weeks
Moray Drug & Alcohol Team	Alcohol	4	3	1
	Drugs	3	3	0
	Total	7	6	1
	%		86%	14%
Moray Social Work Addiction Team	Alcohol	56	56	0
	Drugs	11	11	0
	Total	67	67	0
	%		100%	0%
Quarriers	Alcohol	56	56	0
	Drugs	11	11	0

	<b>Total</b>	67	67	0
	<b>%</b>		<b>100%</b>	<b>0%</b>
<b>Total Clients</b>		93*	92	1
	<b>%</b>		<b>99%</b>	<b>1%</b>

\*Total new clients for Q1 2016/17 recorded on the Scottish Drug Misuse Database is 1 less than the 94 first assessments recorded by Moray Alcohol Drug Partnership.

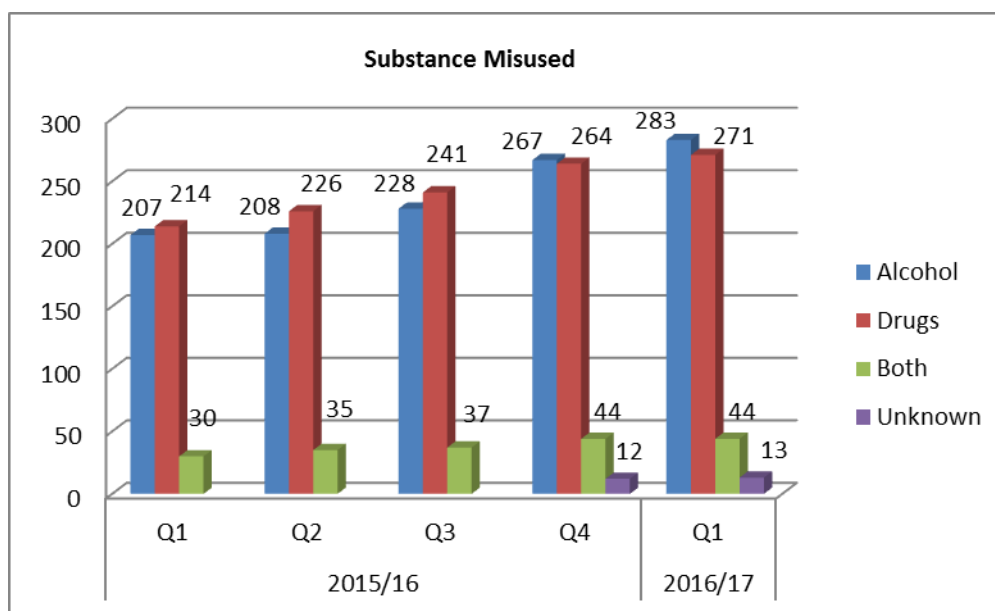


- During quarter 1 2016/17, the split between male and female service users changed slightly from previous quarters to 66% men and 34% woman. A 2% increase in female service users compared to the previous quarter.



	2015/16				2016/17
	Q1	Q2	Q3	Q4	Q1
16 and Under	1	0	0	0	1
17-21	21	20	20	26	22
22-35	149	154	158	189	201
36-45	135	140	152	170	173
46-55	79	87	95	119	124
56-65	51	53	57	64	69
66-75	12	12	13	18	19
75+	2	2	1	1	2

- During quarter 1 2016/17, all age groups recorded an increase with the exception of the 17-21 age group where a decrease of 4 was recorded.
- The majority of service users continue to be within the 22-35 age group – 33%.
- For the first time since quarter 1 2015/16, a client under the age of 16 is involved with MADP services.

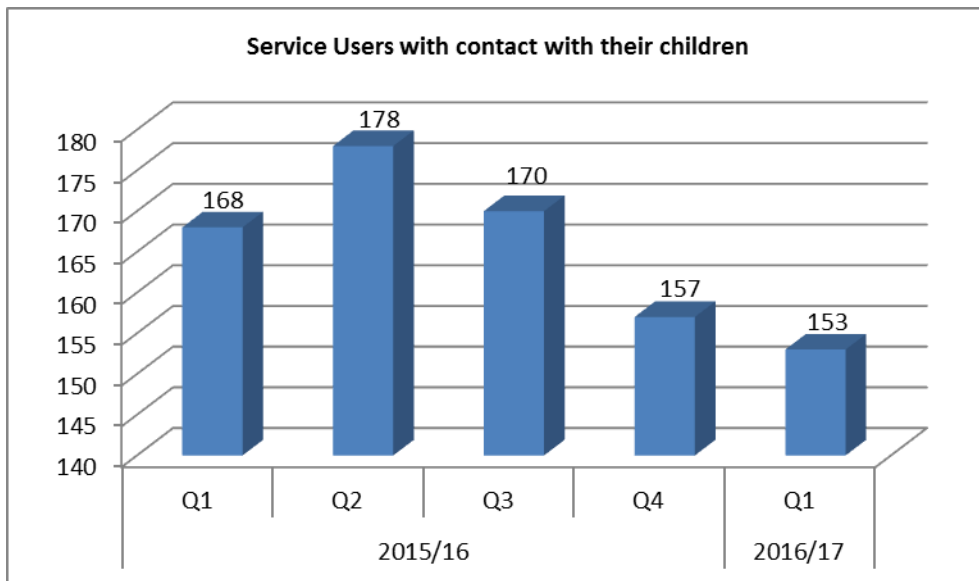


- For the second consecutive quarter, most service users are seeking help for alcohol misuse. 46% of all service users compared to 44% for drugs.
- Service users seeking help for the misuse of both alcohol and drugs remained the same as quarter 4 2015/16 at 44 (7%)
- During quarter 1, the substance misuse of 13 service users is noted as unknown. Support services should be careful to ensure all required information is recorded at the initial assessment.

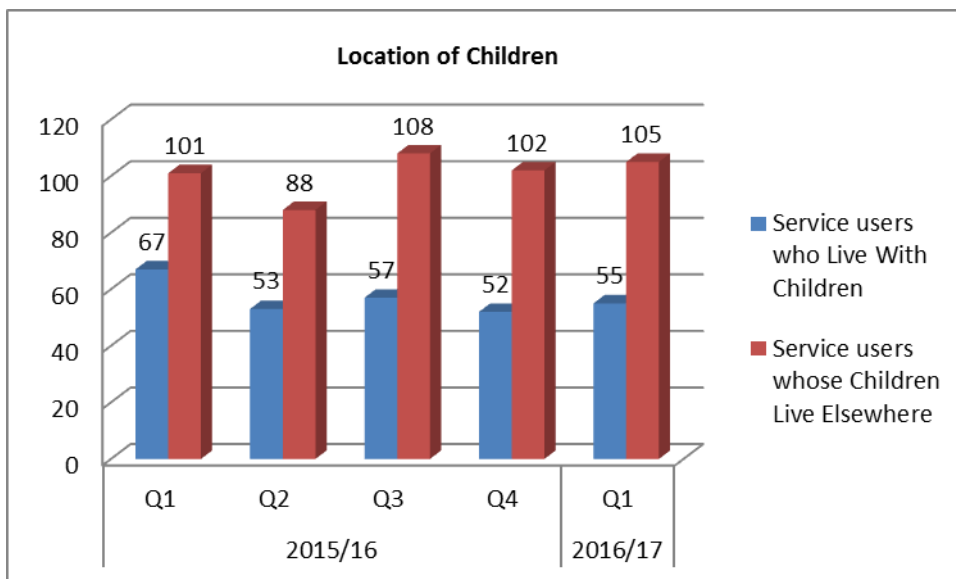
Ethnicity	2015/16				2016/17
	Q1	Q2	Q3	Q4	Q1
White - Scottish	388	398	429	501	522
White – Other British	56	62	68	77	78
White - Other	5	7	6	7	7
White - Irish	1	1	1	1	2
Black - Other British	1	1	1	1	1

Indian	0	0	0	0	1
--------	---	---	---	---	---

- White Scottish, continues to be the ethnicity of the majority of service users (85%).

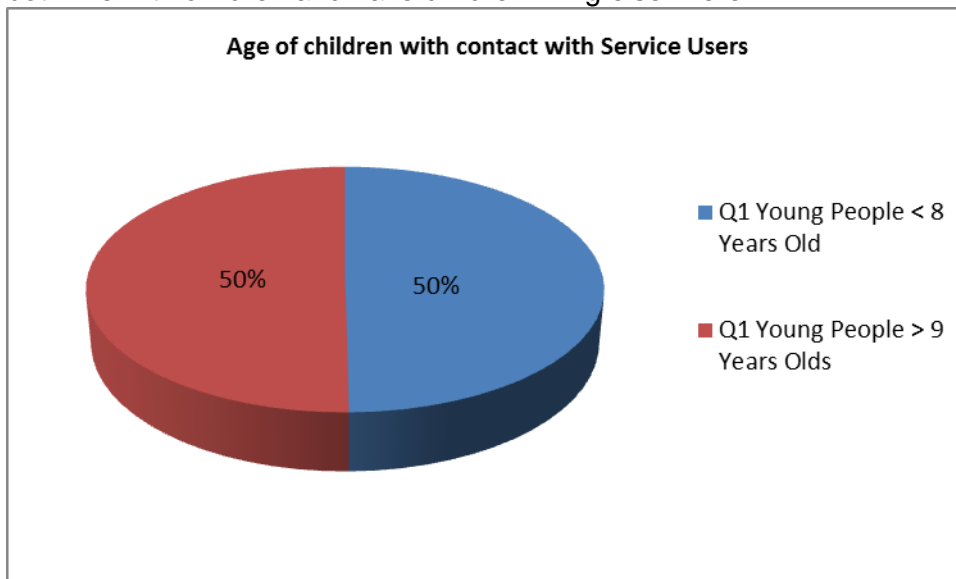


- Of the 611 service users in quarter 1 – 230 are noted as having children. Of this total, 153 have contact of some description with their children while 51 are noted as having no contact at all with any of their children
- The contact status of 26 service users identified as parents is noted as unknown. As stated previously support services should be careful to ensure all required information is recorded at the initial assessment.
- The number of service users who are parents and have contact with their children has declined for the third quarter in a row. In quarter 4 2015/16, 221 service users were recorded as having children with 157 (71%) noted as having some form of contact. This has fallen to 66% in quarter 1 2016/17.

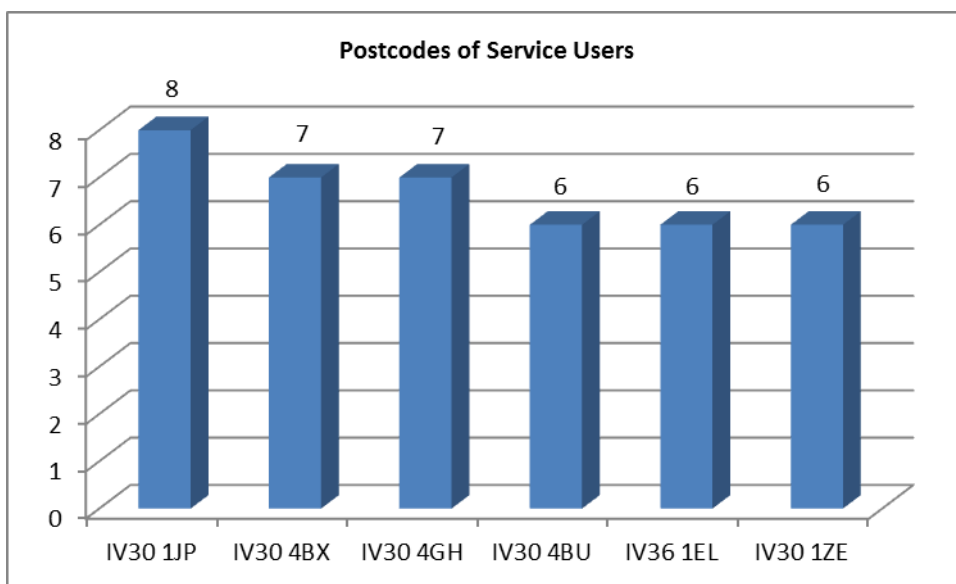


\*Due to updated information; data for 'Service Users whose Children live elsewhere' for Q4 2015/16 has been amended from the 157 previously published in the Q4 2015/16 Service User report.

- Of the 153 service users stating they had contact with their children, 55 are noted as living with their children and 105 stated their children live elsewhere. (NB – this totals 160 – the difference of 7 is due to double recording of some users who stated they both live with children and have children living elsewhere).



- The age of children who had contact with service users during quarter 1 2016/17 is an almost even split with 118 aged under 8 and 119 aged over 9. On the return information available to MADP there are also 20 children whose date of birth is unknown.



- 8 service users are noted as living within the IV30 1JP postcode. This postcode covers Guildry House at Hall Place, Elgin - supported accommodation run by SACRO.
- 13 active clients in total are noted as living in the Kingmills area (IV30 4BX and IV30 4BU).
- 7 service users live at Ernest Hamilton Court, Elgin (IV30 4GH).
- 6 service users live within the Royal Hotel, Forres (IV36 1EL), temporary accommodation used by The Moray Council.

- 6 service users live in Forbes Court, Elgin (IV30 1ZE).